

Tel: 021 8511 044

Unit D45, Olive Grove Industrial Estate

5 Old Paardevlei Rd

Somerset West

7130

Web: www.hortec.co.za



Temperature and Rainfall report for AUGUST 2021 vs 2020

Area	AUGUST																	
	Average Temp			MAX Temp			MIN Temp			Avg Daily MAX			Avg Daily MIN			Total Rain		
	2020	2021	21 vs '20	2020	2021	21 vs '20	2020	2021	21 vs '20	2020	2021	21 vs '20	2020	2021	21 vs '20	2020	2021	21 vs '20
Elgin	9.9	11.1	↑ 1.2	24.5	25.5	↑ 1.0	-0.1	1.8	↑ 1.9	15.8	18.6	↑ 2.8	5.4	5.8	↑ 0.4	105	132	↑ 27
Ermelo	10.8	11.0	↑ 0.2	25.7	24.7	↓ -1.0	-6.3	-2.5	↑ 3.8	19.9	19.3	↓ -0.6	2.6	3.6	↑ 1.0	1	3	↑ 2
Greyton	10.8	11.1	↑ 0.3	28.4	25.2	↓ -3.2	0.4	1.0	↑ 0.6	17.4	17.8	↑ 0.3	5.1	5.4	↑ 0.3	90	80	↓ -10
Koue Bokkeveld	7.9	8.1	↑ 0.1	23.5	22.8	↓ -0.7	-2.2	-1.6	↑ 0.7	13.7	15.2	↑ 1.6	2.5	2.1	↓ -0.4	147	89	↓ -58
Langkloof - Oos	10.0	10.6	↑ 0.6	28.4	27.5	↓ -0.9	0.0	-1.6	↓ -1.6	16.6	17.6	↑ 1.0	4.1	4.4	↑ 0.3	63	29	↓ -34
Langkloof - Wes	10.7	7.6	↓ -3.0	28.9	26.1	↓ -2.8	1.4	-2.9	↓ -4.3	16.4	14.7	↓ -1.7	6.2	0.6	↓ -5.7	32	68	↑ 37
Piketberg	9.1	9.9	↑ 0.8	24.1	25.0	↑ 1.0	-2.5	-0.6	↑ 1.9	17.4	16.8	↓ -0.6	2.7	4.0	↑ 1.4	113	123	↑ 10
Villiersdorp	10.9	11.5	↑ 0.6	27.3	24.8	↓ -2.5	1.2	1.8	↑ 0.6	16.7	17.0	↑ 0.3	6.2	6.6	↑ 0.4	166	100	↓ -66
Vrystaat	9.2	9.6	↑ 0.4	24.3	24.1	↓ -0.1	-4.2	-4.0	↑ 0.3	19.0	17.9	↓ -1.1	0.8	2.6	↑ 1.8	3	21	↑ 19
Vyeboom	8.9	11.1	↑ 2.3	23.5	24.8	↑ 1.3	-0.8	1.1	↑ 1.9	15.1	16.5	↑ 1.5	4.1	6.0	↑ 1.9	107	136	↑ 29
WBV - Noord	9.6	9.6	↑ 0.0	27.2	25.2	↓ -2.0	-0.3	-0.4	↓ -0.1	16.3	17.3	↑ 1.0	3.5	3.2	↓ -0.4	80	56	↓ -24
WBV - Suid	9.3	9.0	↓ -0.3	26.5	24.2	↓ -2.3	-0.4	-1.0	↓ -0.6	16.4	17.1	↑ 0.7	3.2	2.4	↓ -0.9	153	73	↓ -80
Wolseley	11.1	11.3	↑ 0.2	28.8	26.1	↓ -2.7	-0.7	0.5	↑ 1.2	17.8	18.0	↑ 0.2	5.2	5.5	↑ 0.4	119	73	↓ -46



Monthly Cold Units - Richardson & Infruitec - August 2021 vs 2020

Area	AUGUST			AUGUST		
	RICH (2020)	RICH (2021)	RICH (20 vs 21)	INF (2020)	INF (2021)	INF (20 vs 21)
Elgin	319	297	↓ -22	324	298	↓ -26
Ermelo	182	194	↑ 13	197	216	↑ 19
Greyton	319	357	↑ 38	375	357	↓ -18
Koue Bokkeveld*	414	382	↓ -32	438	382	↓ -56
Langkloof - Oos	330	297	↓ -34	331	302	↓ -29
Langkloof - Wes	323	235	↓ -88	353	249	↓ -104
Piketberg*	431	396	↓ -35	457	407	↓ -50
Villiersdorp	298	272	↓ -26	317	282	↓ -35
Vrystaat	219	280	↑ 61	220	284	↑ 65
Vyeboom	291	268	↓ -23	303	275	↓ -29
WBV - Noord	327	333	↑ 6	327	333	↑ 6
WBV - Suid	340	339	↓ -1	341	339	↓ -2
Wolseley	233	240	↑ 7	234	241	↑ 8

*Different station used in July report

^Richardson units should only be counted after the graph reached its turning point and the line is moving upwards.

Monthly Cold Units - Richardson & Infruitec – May - Aug 2021 vs 2020

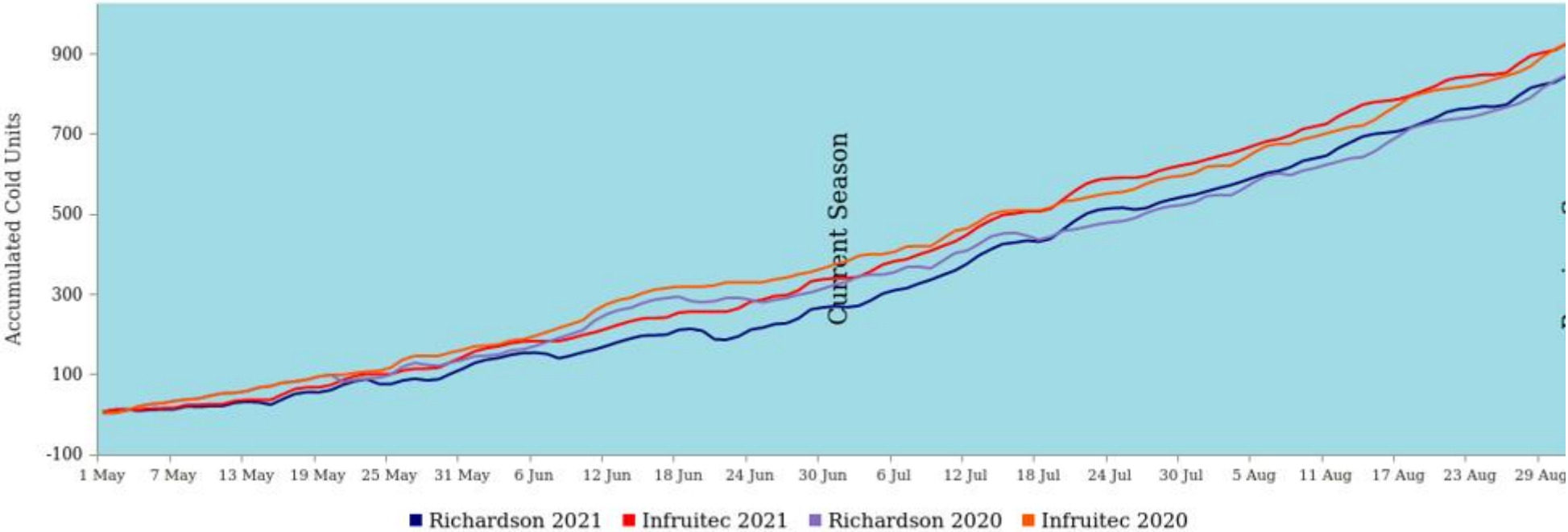
Area	MAY - AUG			MAY - AUG		
	RICH (2020)	RICH (2021)	RICH (20 vs 21)	INF (2020)	INF (2021)	INF (20 vs 21)
Elgin	849	846	↓ -3	928	926	↓ -2
Ermelo	879	989	↑ 110	895	1012	↑ 118
Greyton	939	978	↑ 39	1051	1129	↑ 78
Koue Bokkeveld*	1121	1249	↑ 128	1212	1297	↑ 85
Langkloof - Oos	828	815	↓ -13	895	906	↑ 11
Langkloof - Wes	365	614	↑ 249	791	890	↑ 99
Piketberg*	744	1094	↑ 350	1041	1275	↑ 234
Villiersdorp	595	584	↓ -11	811	837	↑ 26
Vrystaat	907	1083	↑ 176	907	1087	↑ 180
Vyeboom	770	670	↓ -100	874	834	↓ -40
WBV - Noord	966	951	↓ -15	1015	1040	↑ 25
WBV - Suid	1066	1158	↑ 93	1082	1181	↑ 99
Wolseley	592	613	↑ 22	696	762	↑ 66

*Different station than in Jul report

Cold Units – Graphs - August 2021 vs 2020

Elgin

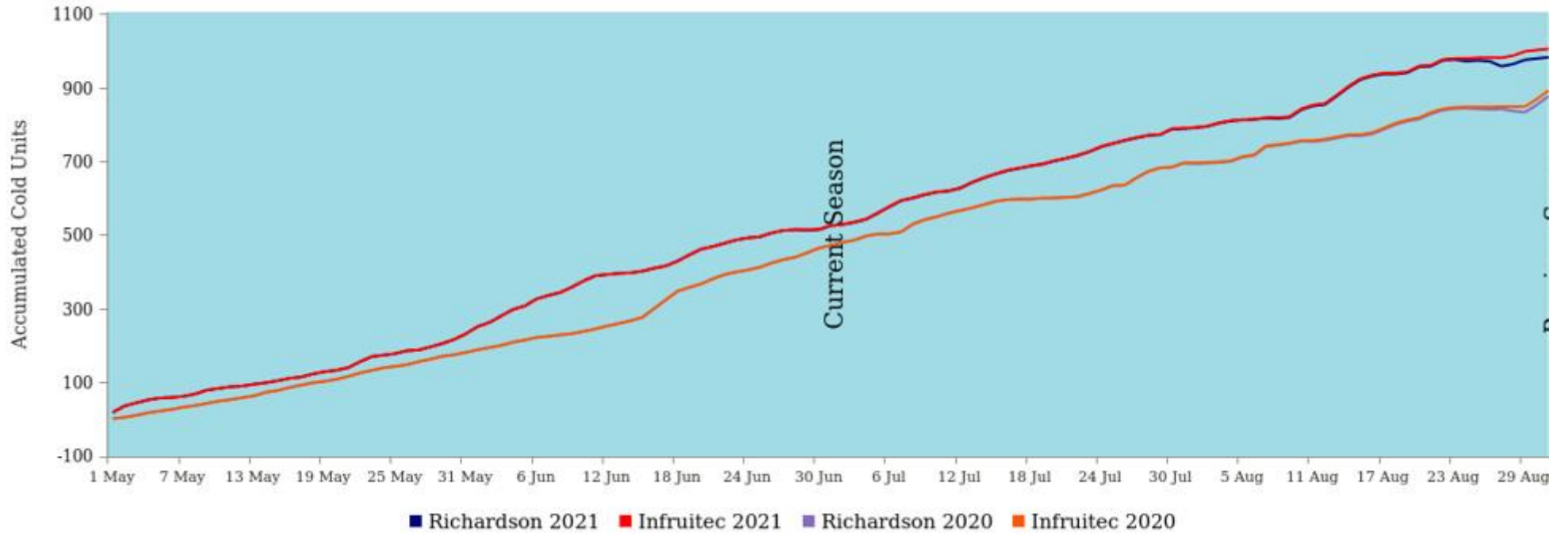
Beaulieu: Cold units
from 2021-05-01 to 2021-08-31



Ermelo

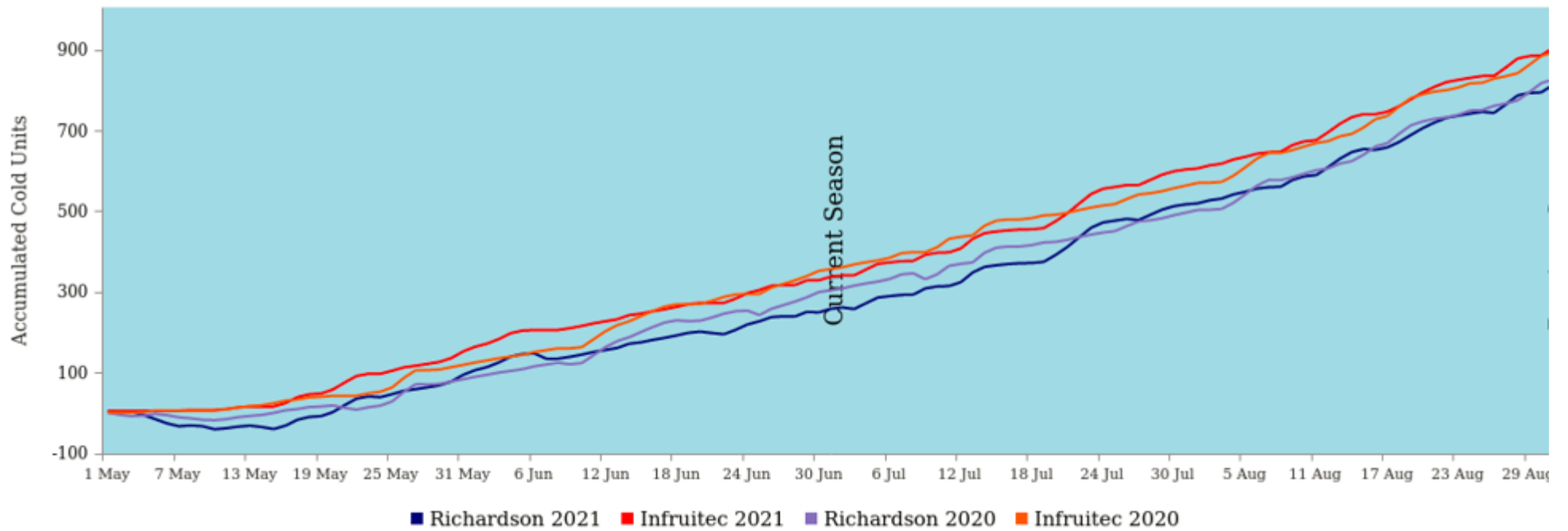
The Big Apple: Cold units

from 2021-05-01 to 2021-08-31



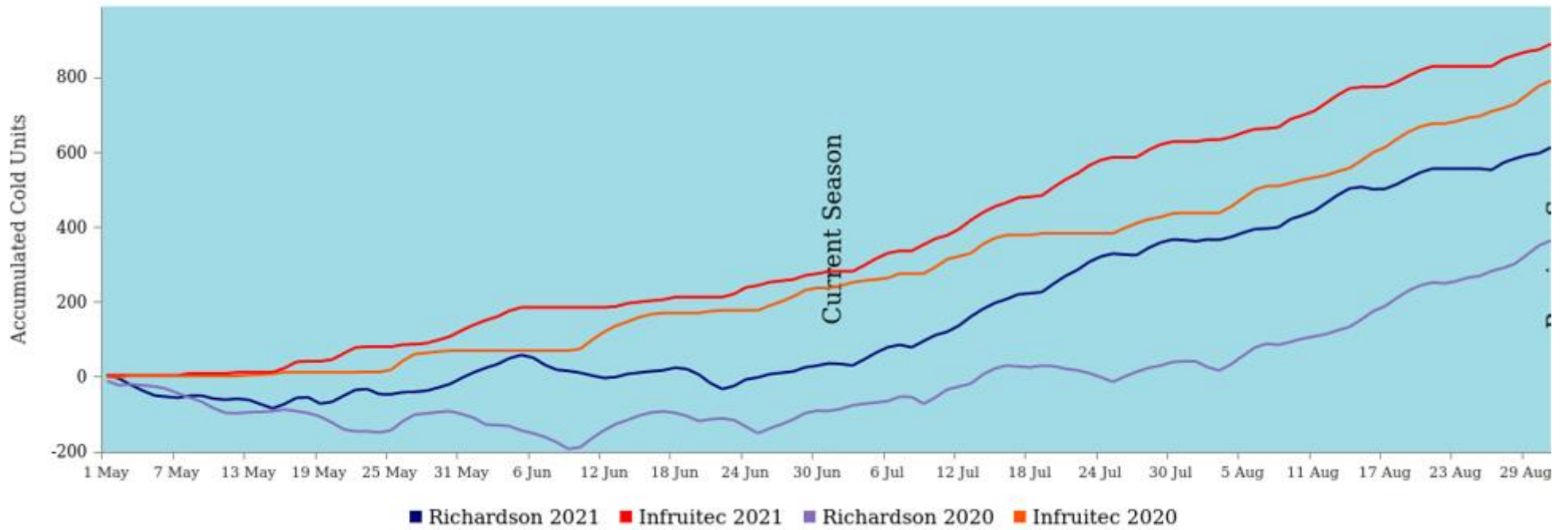
Langkloof-Oos

Joubertina: Cold units
from 2021-05-01 to 2021-08-31



Langkloof-Wes

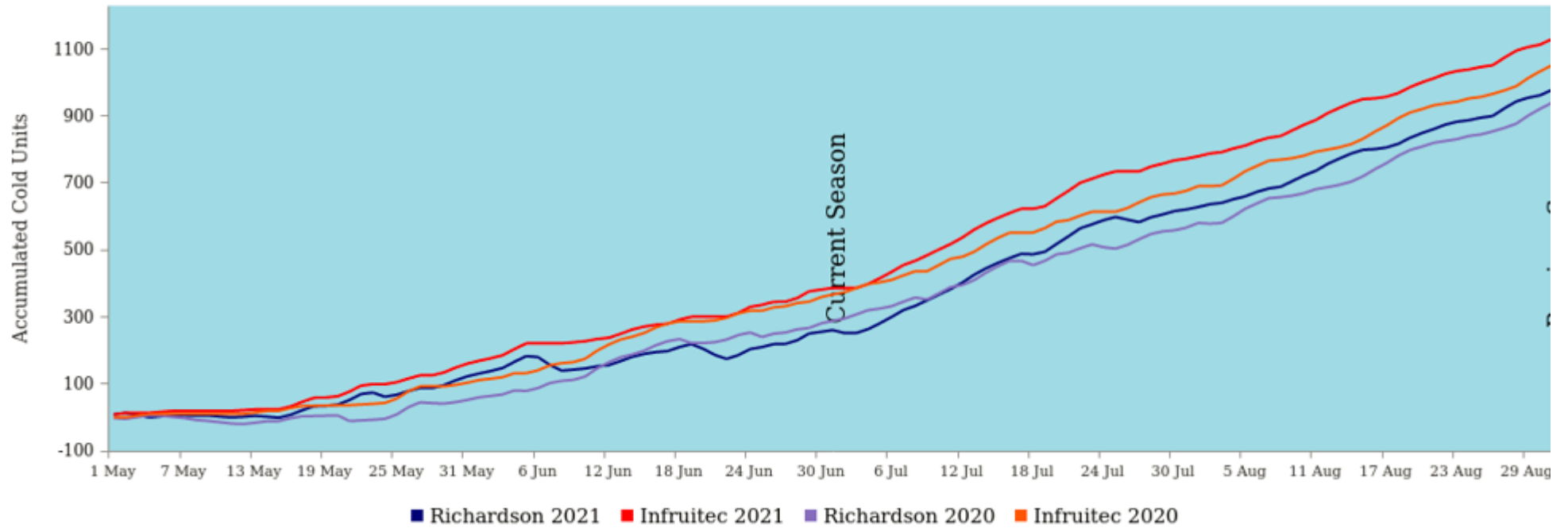
Louvain: Cold units
from 2021-05-01 to 2021-08-31



Greyton

Oubos: Cold units

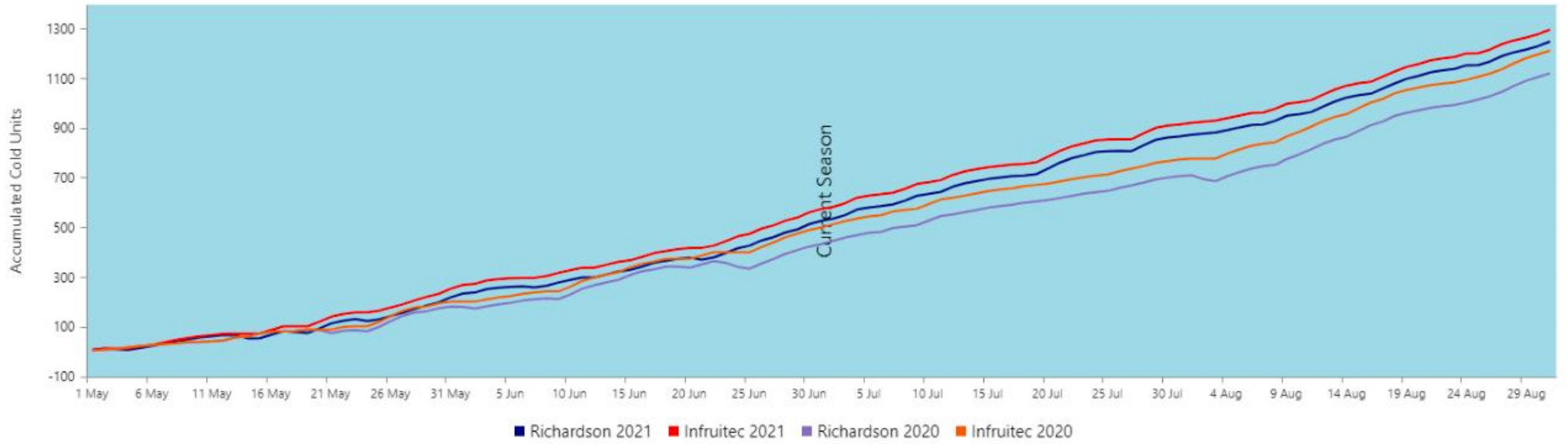
from 2021-05-01 to 2021-08-31



Koue Bokkeveld

Weltevrede: Cold units

from 2021-05-01 to 2021-08-31

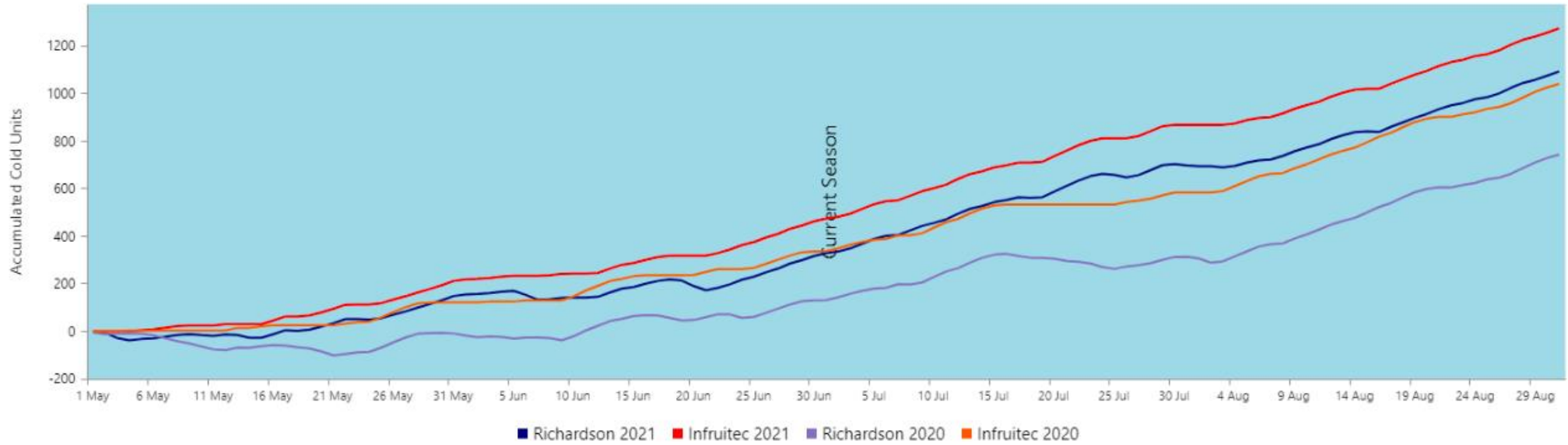


***Different station than in previous report**

Piketberg

Buglers Post: Cold units

from 2021-05-01 to 2021-08-31

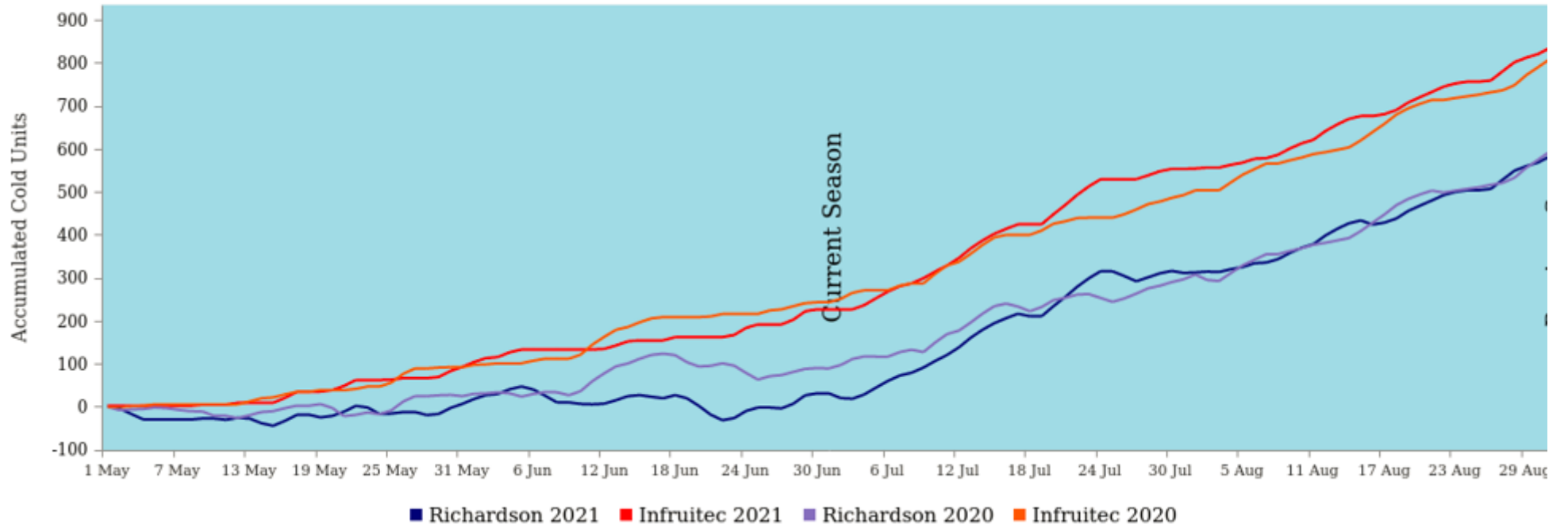


***Different station than in previous report**

Villiersdorp

Villiersdorp: Cold units

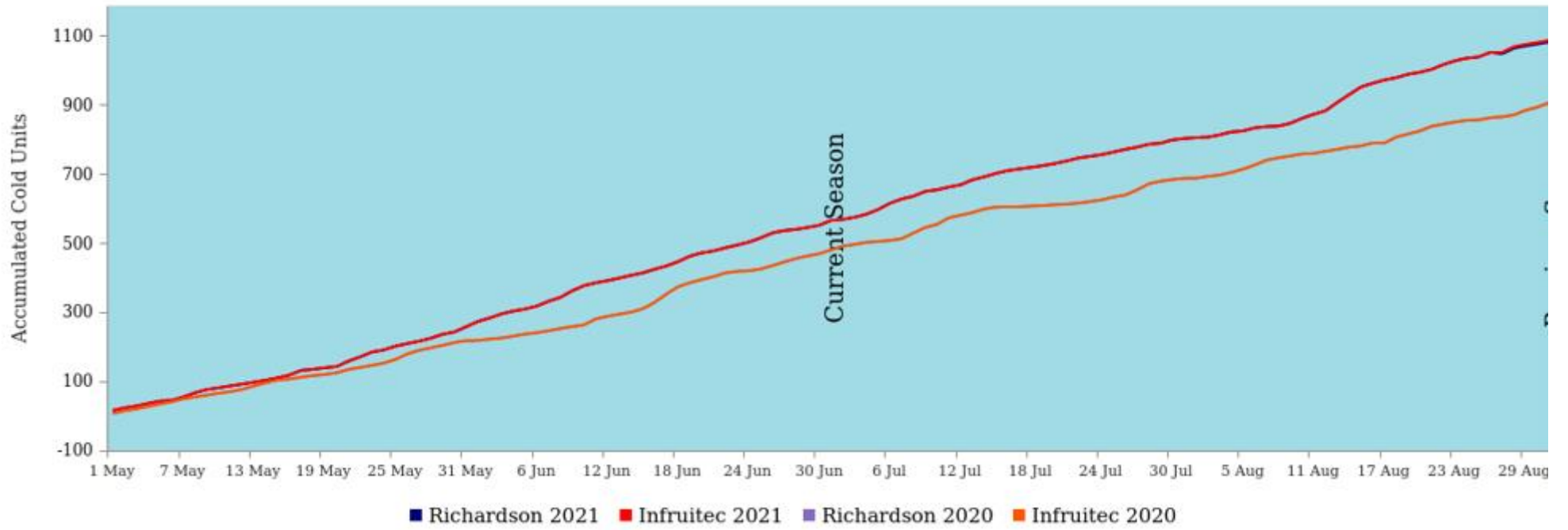
from 2021-05-01 to 2021-08-31



Vrystaat

Ametis: Cold units

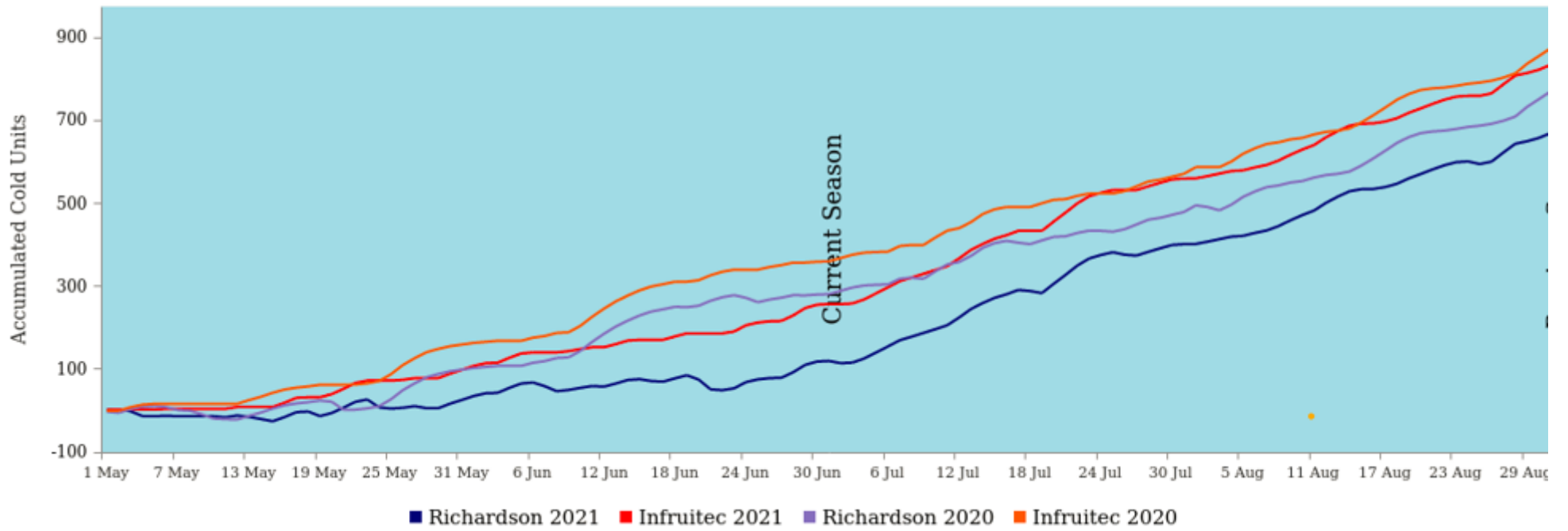
from 2021-05-01 to 2021-08-31



Vyeboom

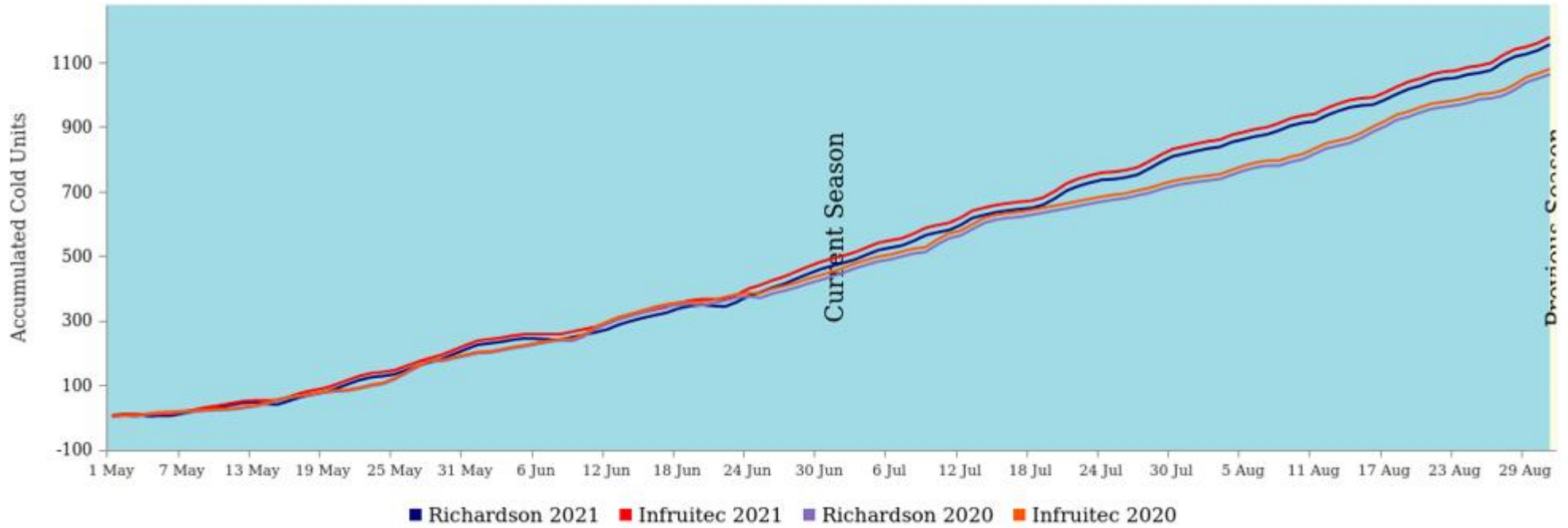
Riviera: Cold units

from 2021-05-01 to 2021-08-31



Warm Bokkeveld

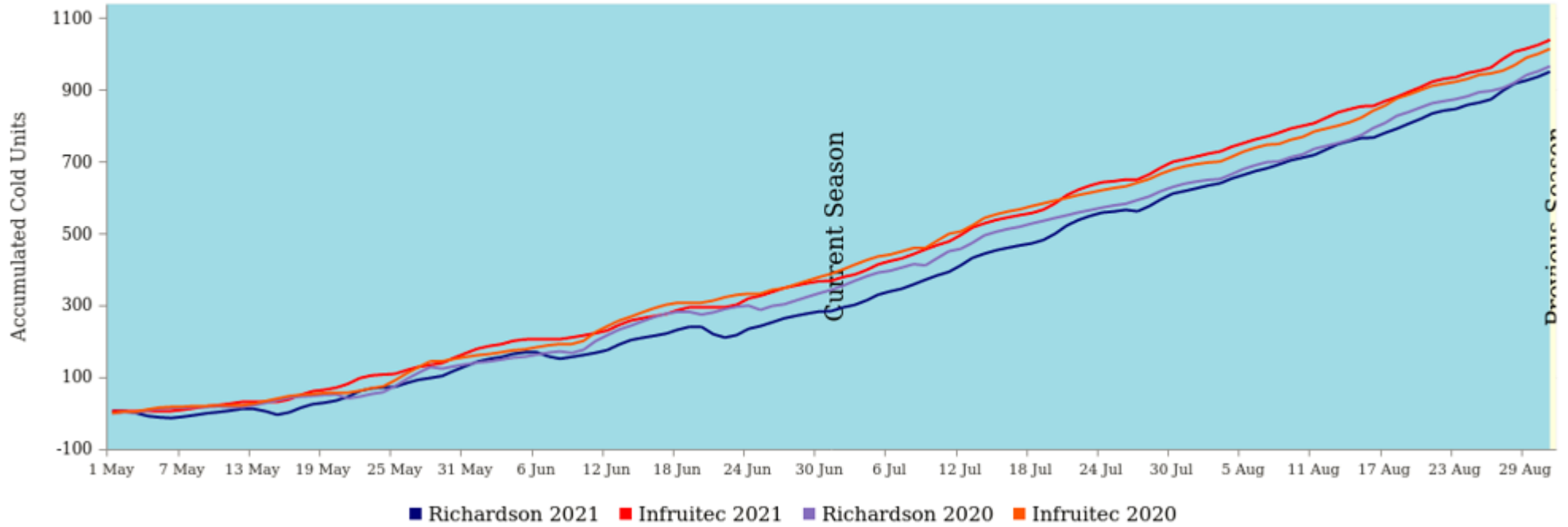
Loxtonia: Cold units
from 2021-05-01 to 2021-08-31



WBV – Noord

Lushof: Cold units

from 2021-05-01 to 2021-08-31



Wolseley

Platvlei: Cold units
from 2021-05-01 to 2021-08-31

