

Tel: 021 8511 044

Unit D45, Olive Grove Industrial Estate

5 Old Paardevlei Rd

Somerset West

7130

Web: [www.hortec.co.za](http://www.hortec.co.za)



## Temperature and Rainfall report for July 2020 vs 2019

Area	JULY											
	Average Temp		Maximum Temp		Minimum Temp		Avg Daily Max		Avg Daily Min		Total Rainfall	
	2019	2020	2019	2020	2019	2020	2019	2020	2019	2020	2019	2020
Elgin	12,6	11,7	23,5	26,7	1,9	2,7	16,9	18,4	9,1	6,5	232	134
Ermelo	No data	7,7	No data	23,6	No data	-8,7	No data	17,6	No data	-0,9	No data	2
Greyton	12,8	11,1	25,3	27,9	1,9	-0,1	17,5	19,9	9,2	4,6	348	66
Koue Bokkeveld	7,8	7,2	22,4	22,3	-3,3	-7,2	14,4	16,3	2,1	-0,6	235	257
Langkloof - Oos	12,0	10,9	29,6	26,9	-1,0	-0,5	19,8	20,2	5,0	3,2	36	12
Langkloof - Wes	11,0	9,3	27,4	24,1	-2,0	-3,6	17,9	17,9	4,3	0,7	55	24
Piketberg	9,7	10,0	25,3	26,3	-0,9	-1,9	16,2	20,3	4,4	2,9	198	168
Villiersdorp	12,7	12,0	25,1	25,7	3,6	2,4	18,1	19,1	8,2	5,9	147	123
Vrystaat	8,5	7,6	25,8	22,6	-5,3	-8,7	19,0	18,0	0,2	-0,9	1	0
Vyeboom	12,4	10,6	24,9	24,8	-0,4	1,5	16,7	18,0	8,2	5,5	471	148
WBV - Noord	8,6	9,9	26,0	24,7	-4,5	0,1	18,0	19,1	0,7	3,0	99	113
WBV - Suid	8,2	8,1	25,2	26,8	-8,9	-3,5	18,2	19,5	-0,2	-0,9	153	188
Wolseley	13,4	11,8	25,7	27,9	2,4	0,4	18,9	20,2	8,9	5,0	64	92

- Values in grey are forecast data

## Monthly Cold Units - Richardson & Infruitec - July 2020 vs 2019

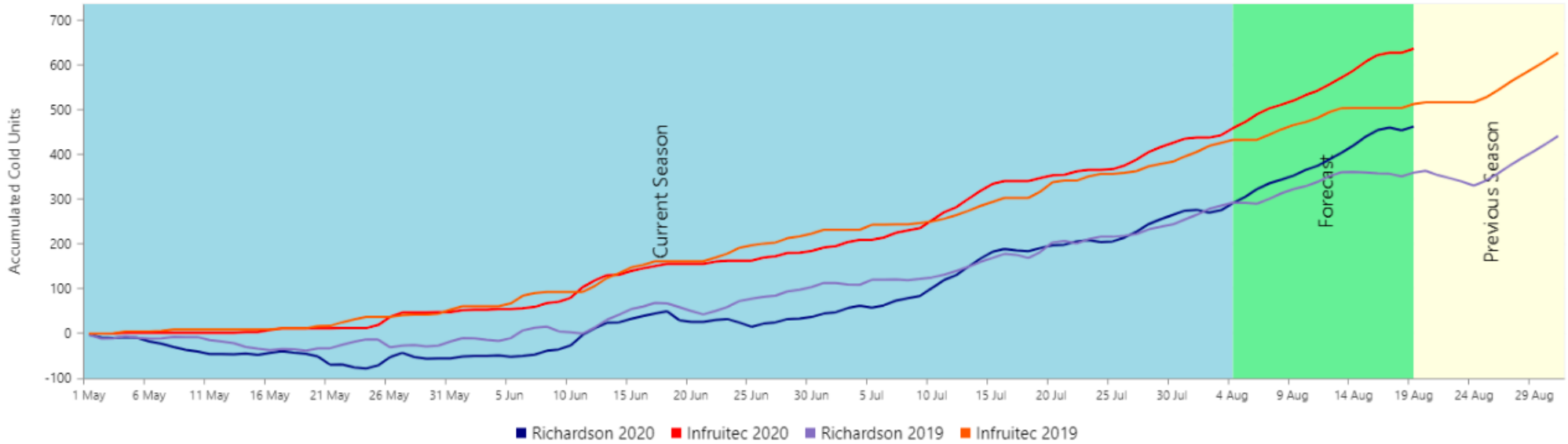
Area	JULY		JULY	
	RICH (2019)	RICH (2020)	INF (2019)	INF (2020)
Elgin	151	237,5	172,5	251
Ermelo	0	231,5	0	231,5
Greyton	128	230	159	256
Koue Bokkeveld	405,5	274	412,5	274
Langkloof - Oos	226	233,5	283	244,5
Langkloof - Wes	188,5	197	214	211,5
Piketberg	343	259	345,5	260
Villiersdorp	131	206,5	159	249,5
Vrystaat	213	218	213,5	218
Vyeboom	145,5	309	173,5	314,5
WBV - Noord	249	194,5	251,5	194,5
WBV - Suid	280	305	280,5	308,5
Wolseley	67,5	195	109,5	202

Area	MAY - JULY		MAY - JULY	
	RICH (2019)	RICH (2020)	INF (2019)	INF (2020)
Elgin	255	274,5	395,5	435,5
Ermelo	no data	696	no data	696
Greyton	258	229	330,5	479
Koue Bokkeveld	902,5	732	933,5	776
Langkloof - Oos	530	663	686,5	726
Langkloof - Wes	407,5	497,5	512,5	564,5
Piketberg	746,5	708	790	722
Villiersdorp	166	297,5	379	493,5
Vrystaat	597	687,5	610,5	687,5
Vyeboom	245	643	411,5	700,5
WBV - Noord	557,5	558,5	572,5	564
WBV - Suid	625	639	652,5	687,5
Wolseley	-79,5	358,5	274,5	462,5

# Cold Units – Graphs - July 2020 vs 2019

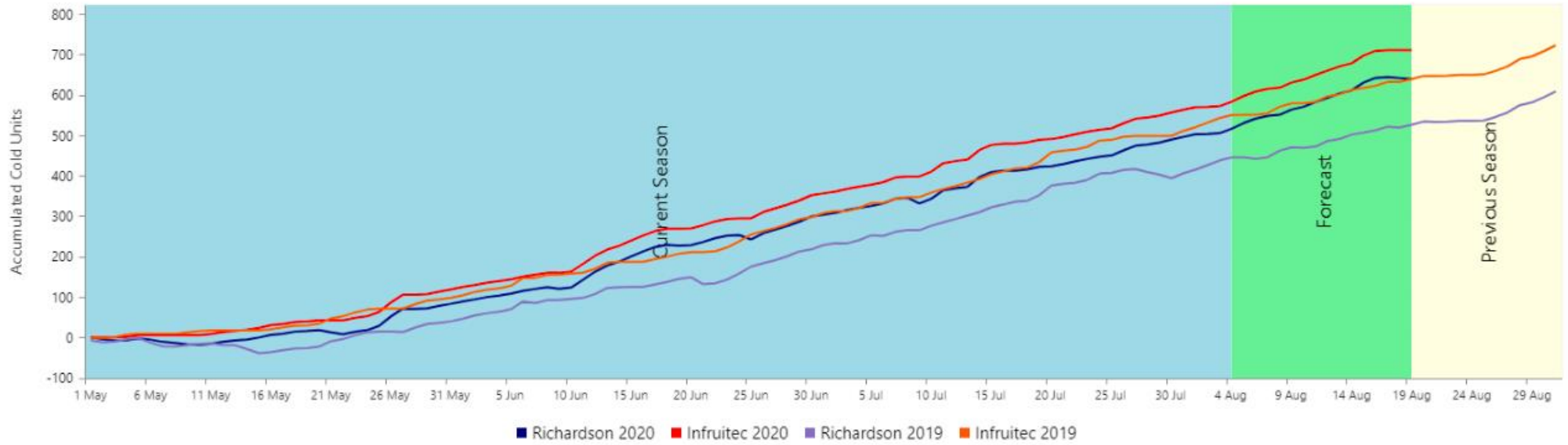
Elgin

Applegarth: Cold units  
from 2020-05-01 to 2020-08-31



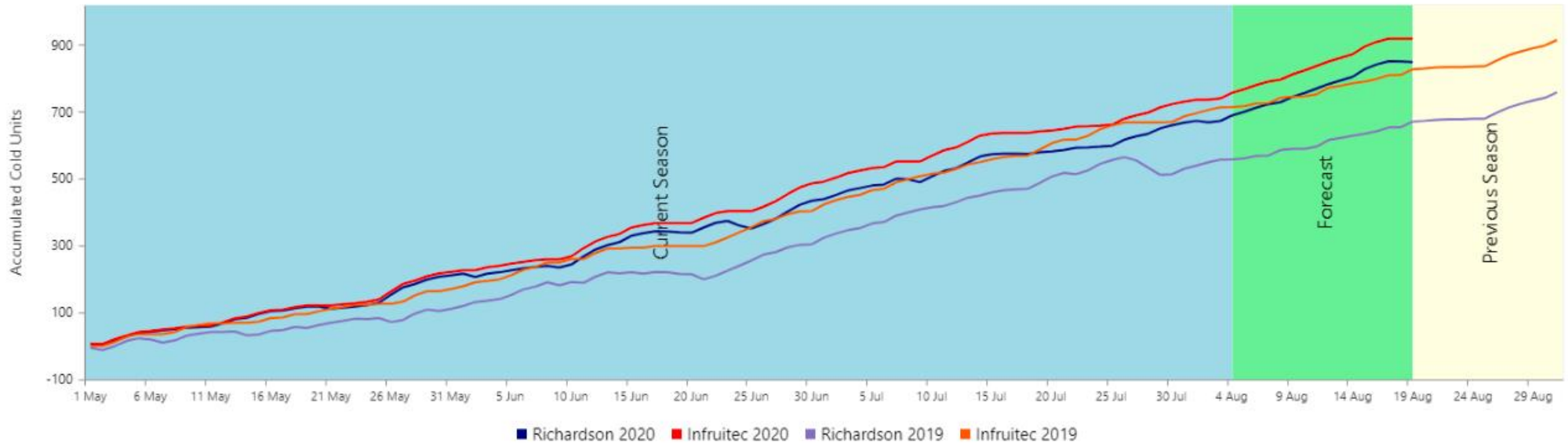
# Langkloof-Oos

Joubertina: Cold units  
from 2020-05-01 to 2020-08-31



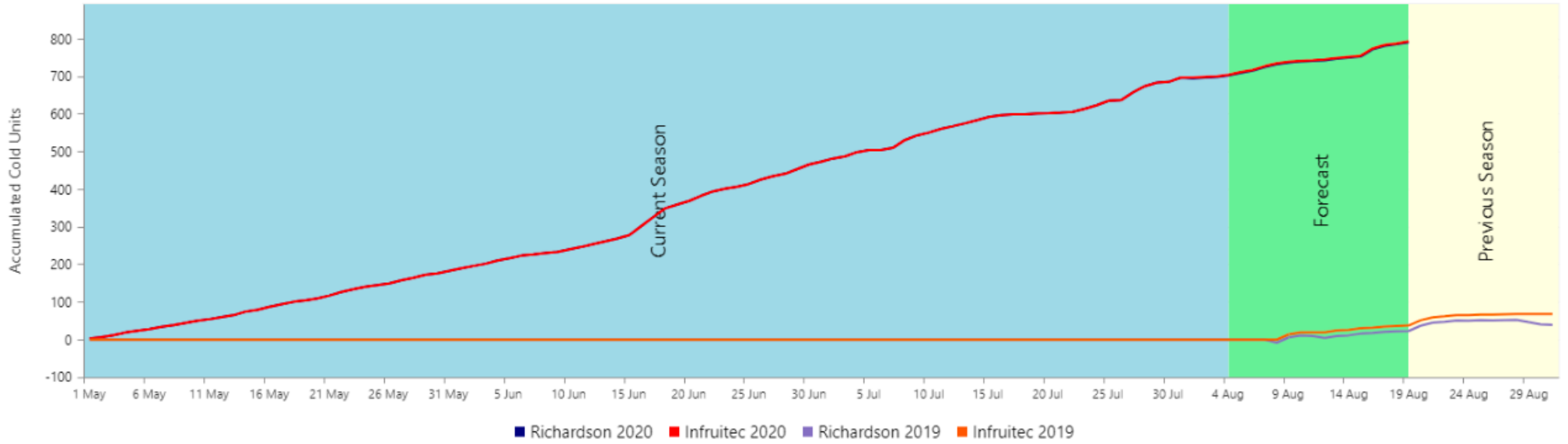
# Langkloof-Wes

Avontuur: Cold units  
from 2020-05-01 to 2020-08-31



# Ermelo

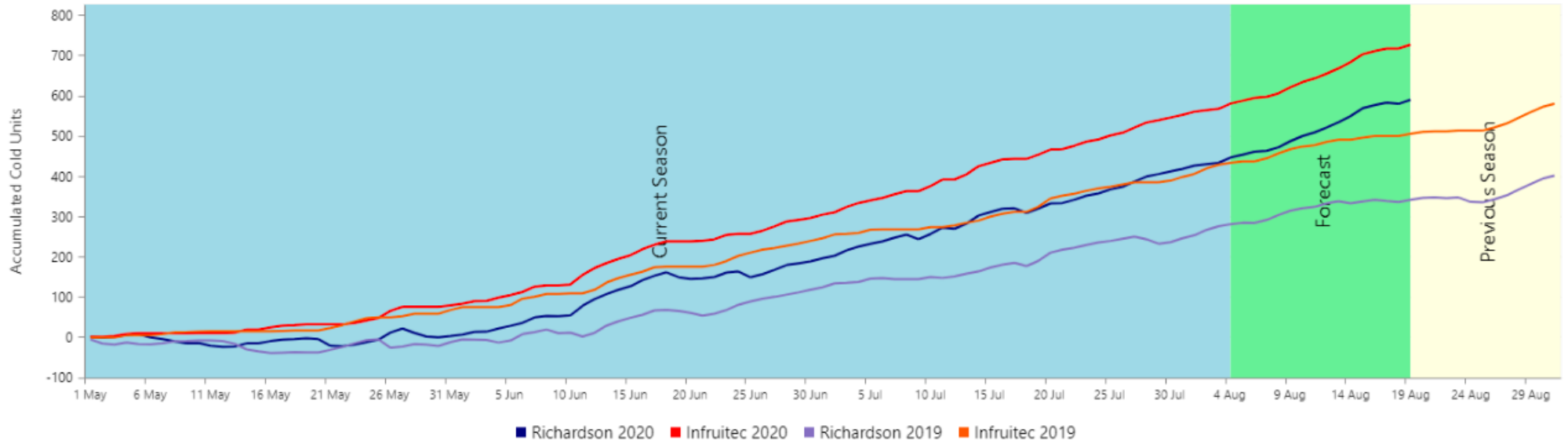
The Big Apple: Cold units  
from 2020-05-01 to 2020-08-31



# Greyton

Greyton: Cold units

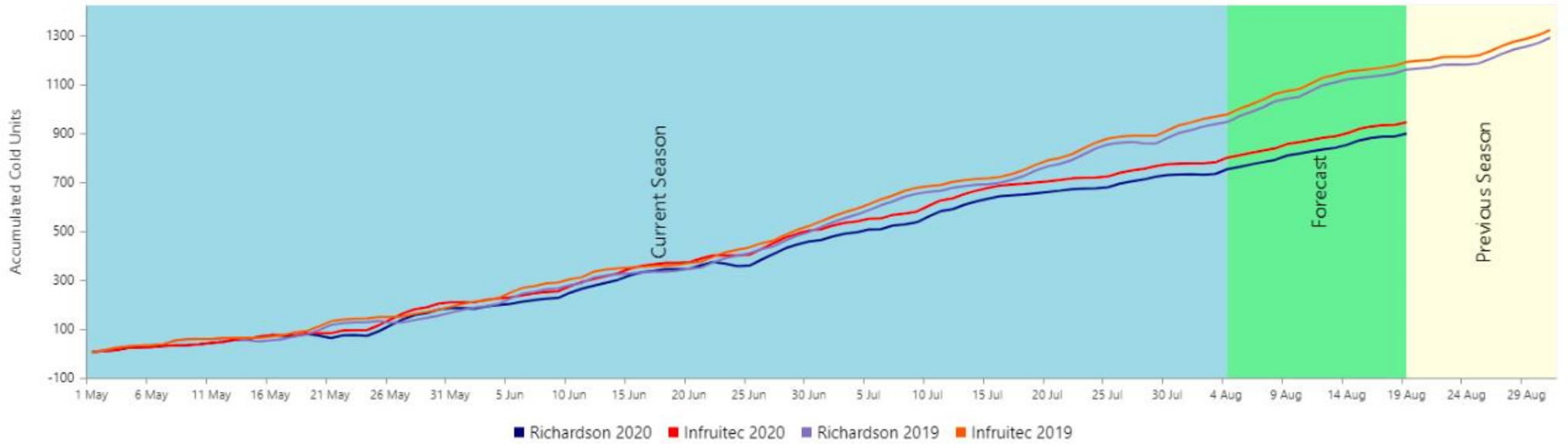
from 2020-05-01 to 2020-08-31



# Koue Bokkeveld

Bronaar: Cold units

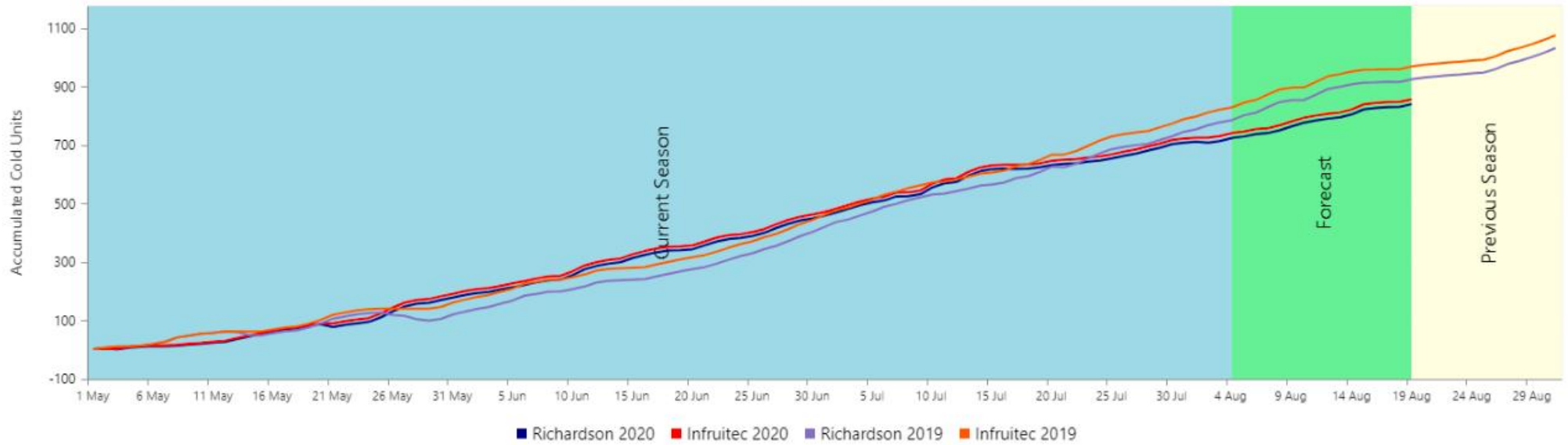
from 2020-05-01 to 2020-08-31





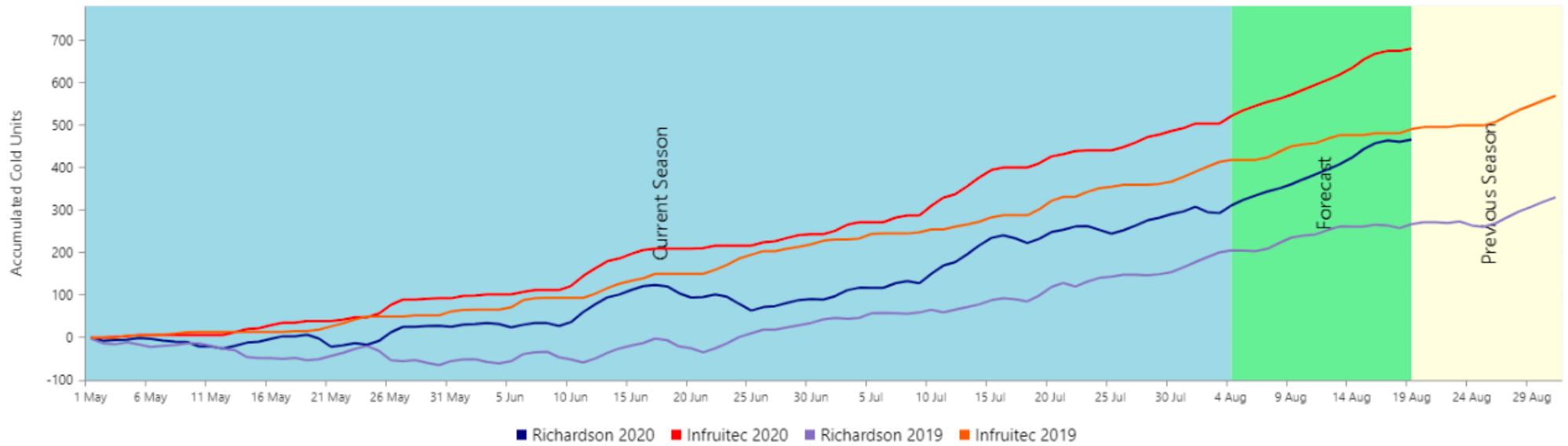
# Piketberg

Moutons Valley: Cold units  
from 2020-05-01 to 2020-08-31



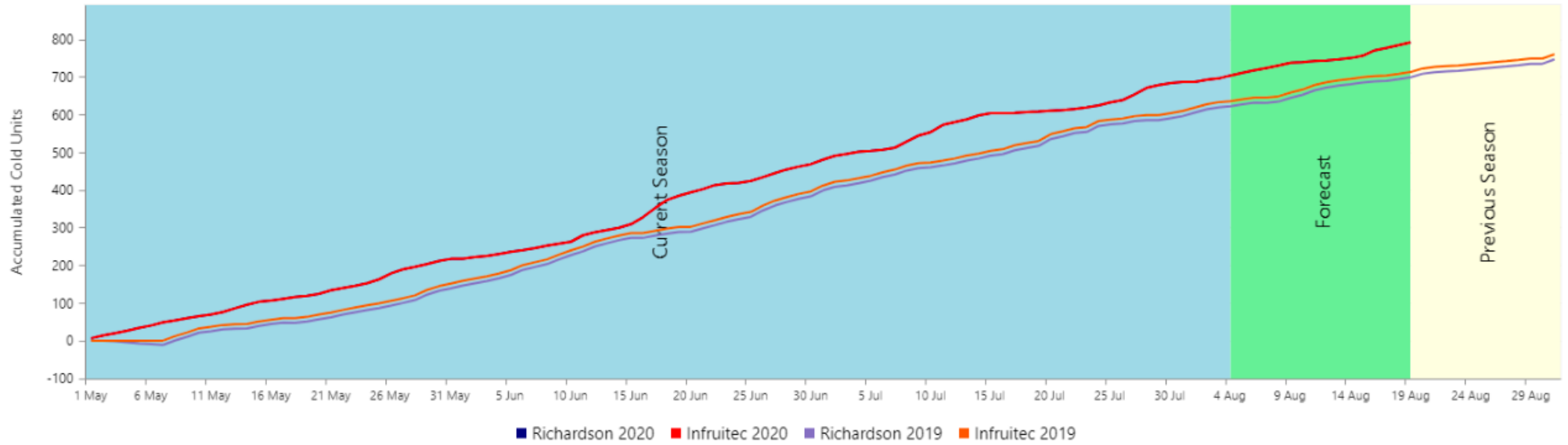
# Villiersdorp

Villiersdorp: Cold units  
from 2020-05-01 to 2020-08-31



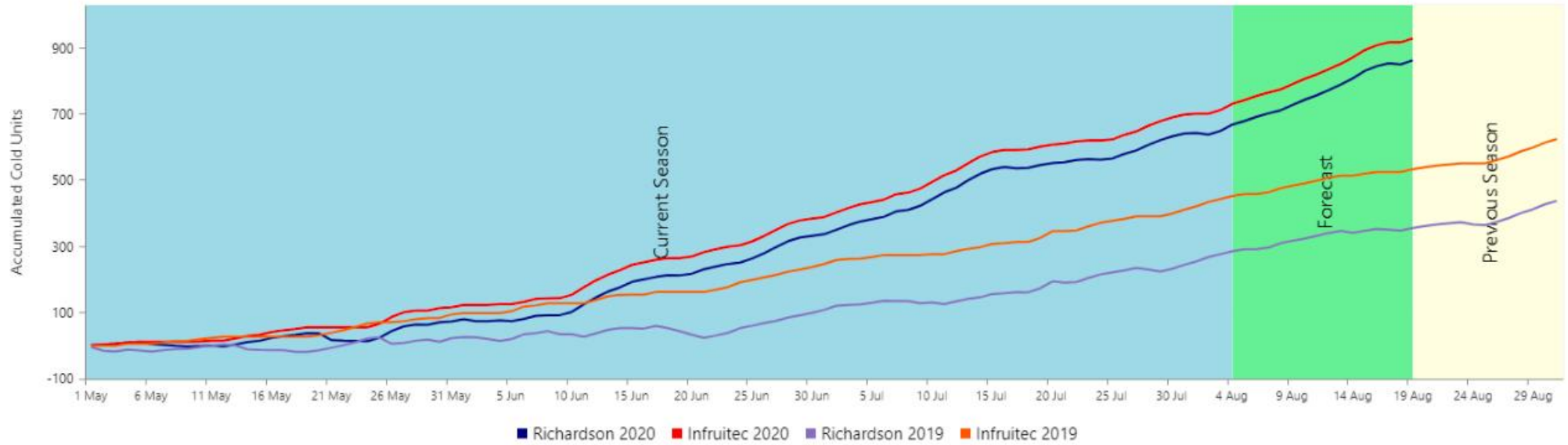
# Vrystaat

Ametis: Cold units  
from 2020-05-01 to 2020-08-31



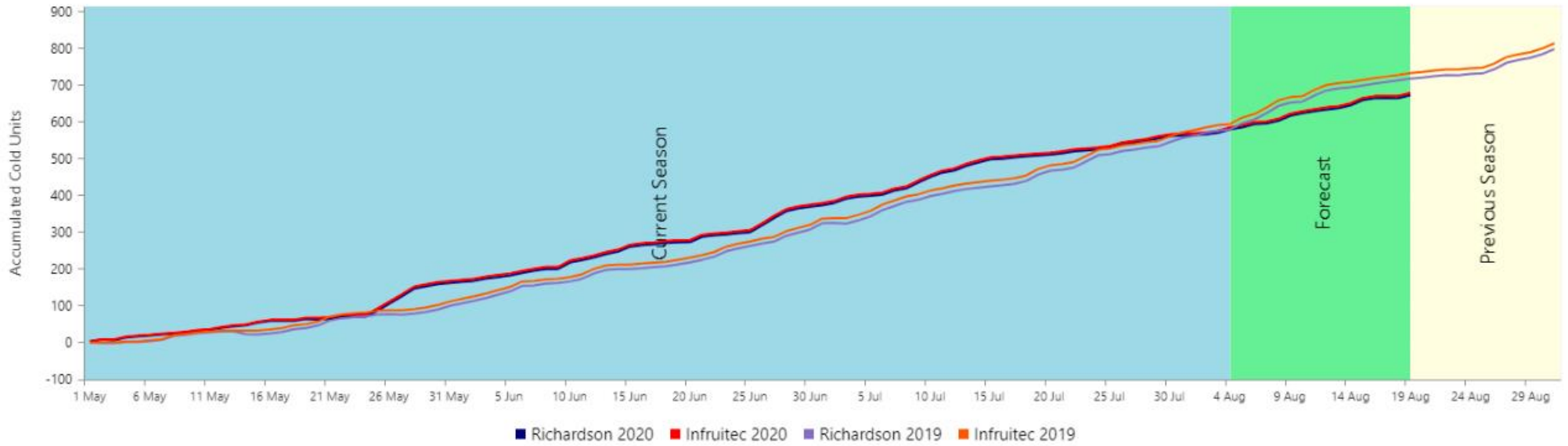
# Vyeboom

Graymead: Cold units  
from 2020-05-01 to 2020-08-31



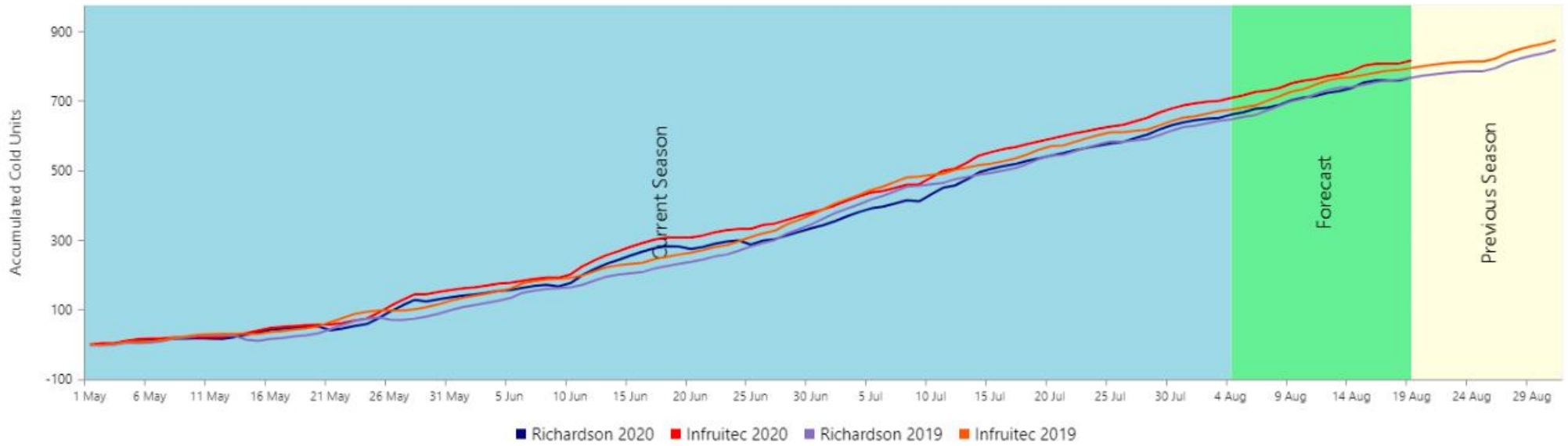
# Warm Bokkeveld

Dankbaar: Cold units  
from 2020-05-01 to 2020-08-31



# WBV – Noord

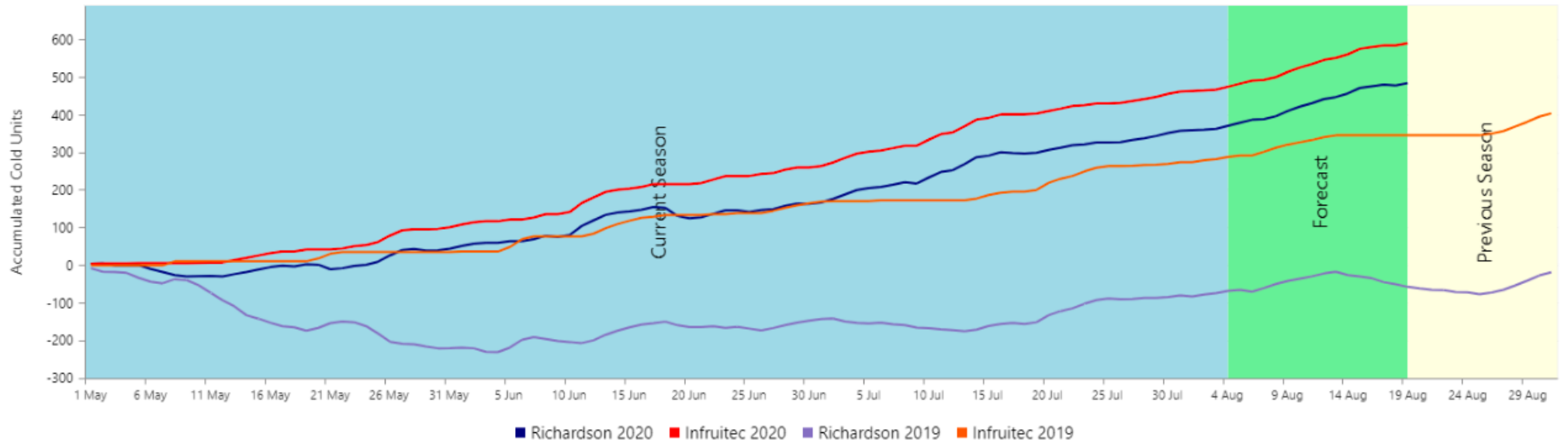
Lushof: Cold units  
from 2020-05-01 to 2020-08-31



# Wolseley

Platvlei: Cold units

from 2020-05-01 to 2020-08-31



Tel: 021 8511 044

Unit D45, Olive Grove Industrial Estate

5 Old Paardevlei Rd

Somerset West

7130

Web: [www.hortec.co.za](http://www.hortec.co.za)



## Temperature and Rainfall report for JULY 2020 vs 2019

Area	JULY											
	Average Temp		Maximum Temp		Minimum Temp		Avg Daily Max Temp		Avg Daily Min Temp		Total Rainfall	
	2019	2020	2019	2020	2019	2020	2019	2020	2019	2020	2019	2020
Franschhoek	12,7	12,8	24,9	26,7	3,6	3,4	17,2	19,8	9,1	7,8	197	143
Ladismith	13,1	11,6	30,3	26,3	1,6	-2,2	21,4	20,6	6,2	4,2	16	29
Langkloof - Oos	12,0	10,9	29,6	26,9	-1,0	-0,5	19,8	20,2	5,0	3,2	36	12
Langkloof - Wes	11,0	9,3	27,4	24,1	-2,0	-3,6	17,9	17,9	4,3	0,7	55	24
Montagu	11,9	11,0	26,7	27,4	-0,9	-1,1	20,4	20,7	4,8	3,4	18	51
Nuy	12,5	11,6	25,1	27,2	1,3	0,9	19,6	20,3	6,4	4,8	22	48
Robertson	12,4	11,2	25,4	26,4	-0,2	0,2	19,4	20,0	5,9	4,4	27	47
Simondium	12,1	12,9	26,0	27,2	4,8	4,2	17,1	20,2	8,5	7,7	134	102
Stellenbosch	12,3	12,7	21,6	26,4	3,3	4,5	16,7	19,2	8,7	7,5	146	107
Tulbagh	9,4	9,6	25,2	23,4	-0,3	-1,7	15,7	17,4	4,8	4,1	197	198
Waterberg	14,8	13,2	26,8	27,1	2,2	0,5	23,4	21,8	7,4	5,8	0	0
Wellington	12,2	11,8	23,4	25,9	3,0	2,3	17,5	19,4	7,8	5,9	81	102

- Values in grey are forecast data



# Monthly Cold Units - Richardson & Infruitec - JULY 2020 vs 2019

Area	July		July	
	RICH (2019)	RICH (2020)	INF (2019)	INF (2020)
Franschhoek	156	145	164	163
Ladismith	90	179	187	213
Langkloof - Oos	189	197	214	212
Langkloof - Wes	226	234	283	245
Montagu	139	206	160	220
Nuy	126	214	153	229
Robertson	102	211	136	223
Simondium	224	145	225	164
Stellenbosch	205	136	205	174
Tulbagh	435	345	438	345
Waterberg	-38	78	38	102
Wellington	192	215	195	215

Area	May - July		May - July	
	RICH (2019)	RICH (2020)	INF (2019)	INF (2020)
Franschhoek	60	86	314	330
Ladismith	16	212	374	455
Langkloof - Oos	408	498	513	565
Langkloof - Wes	530	663	687	726
Montagu	138	289	318	424
Nuy	159	286	307	441
Robertson	241	329	350	439
Simondium	125	54	400	335
Stellenbosch	78	63	346	299
Tulbagh	921	665	948	749
Waterberg	-284	75	79	246
Wellington	149	152	362	357

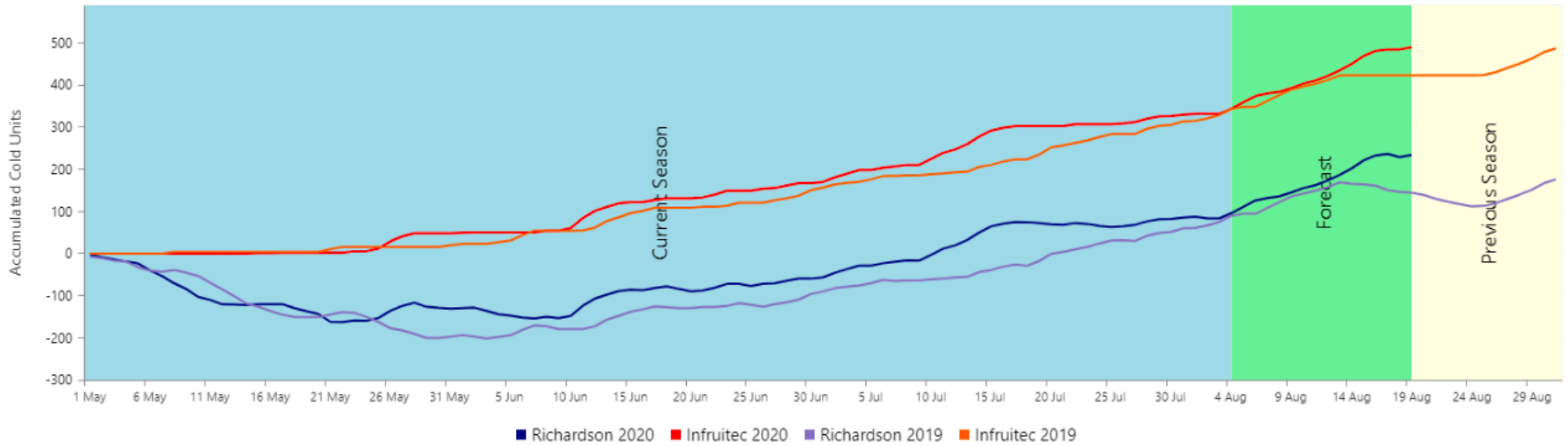
## Monthly Heat & GDD Units - JULY 2020 vs 2019

Area	July		July	
	Heat Units (2019)	Heat Units (2020)	GDD (2019)	GDD (2020)
Franschhoek	2223,8	2515,9	96,2	116,8
Ladismith	3309,7	2573,9	117,1	75,1
Langkloof - Oos	2536	2390,2	75,2	52,6
Langkloof - Wes	2169	1842,3	33,9	113,2
Montagu	2611,4	2391,4	81,9	63,9
Nuy	2600,4	2394,0	93,5	77,7
Robertson	2615,3	2245,9	81,6	68,1
Simondium	1815,2	2678,1	87,1	122,7
Stellenbosch	2020,1	2467,8	83,7	99,5
Tulbagh	1165	1592	7	24
Waterberg	3954,6	3131,9	167,8	117,2
Wellington	2138,8	2163,5	82,1	82,4

# Cold Units – Graphs - JULY 2020 vs 2019

## Franschoek

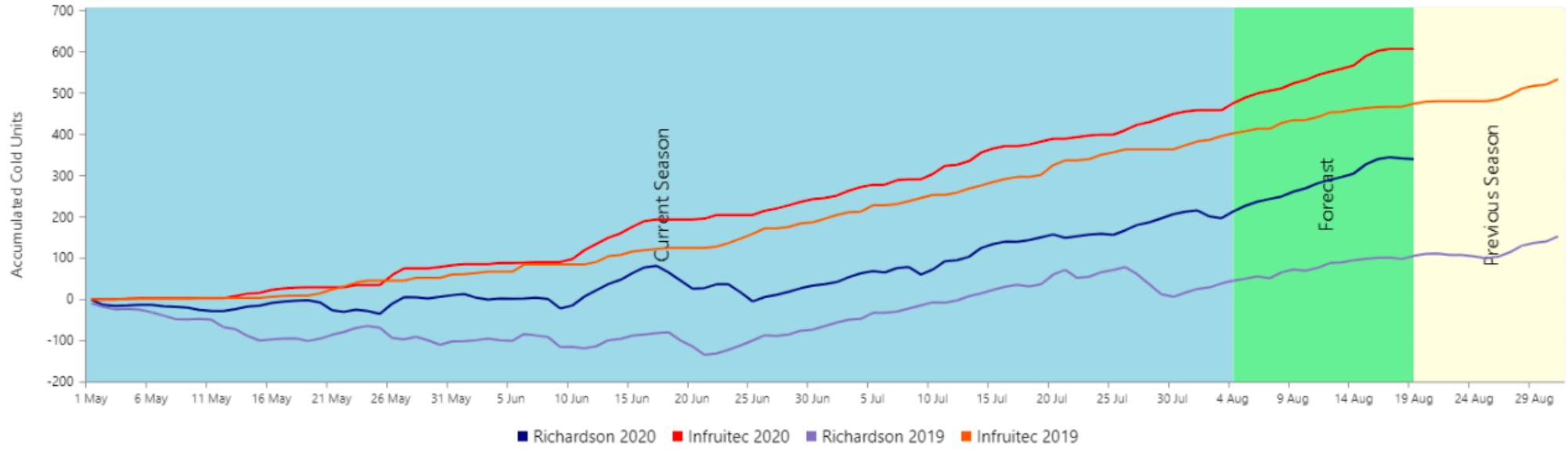
La Motte: Cold units  
from 2020-05-01 to 2020-08-31



# Ladismith

Hoeko: Cold units

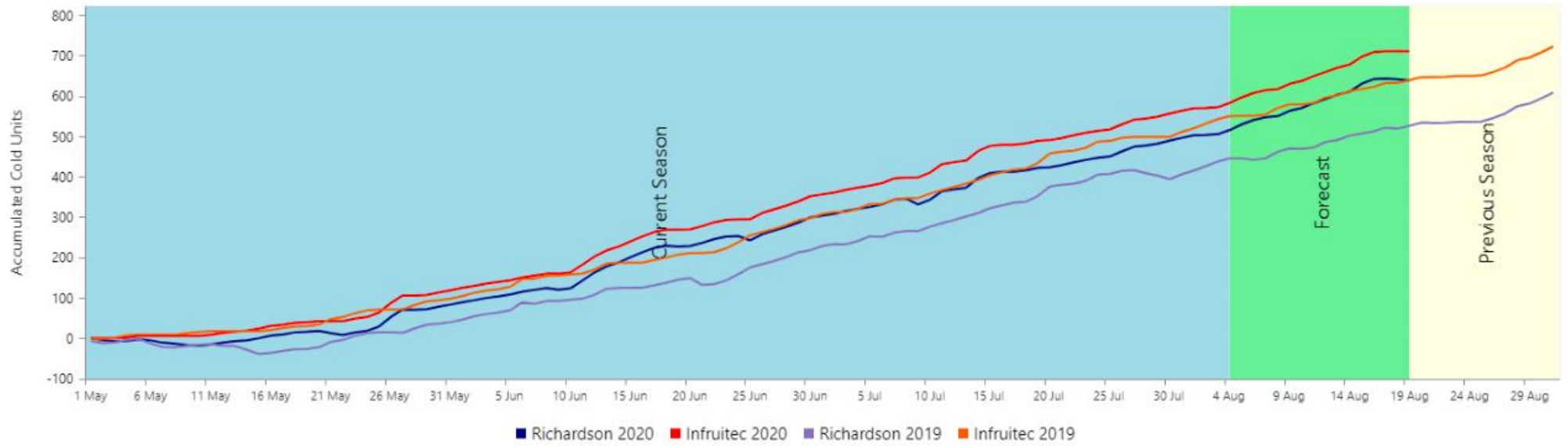
from 2020-05-01 to 2020-08-31



# Langkloof-Oos

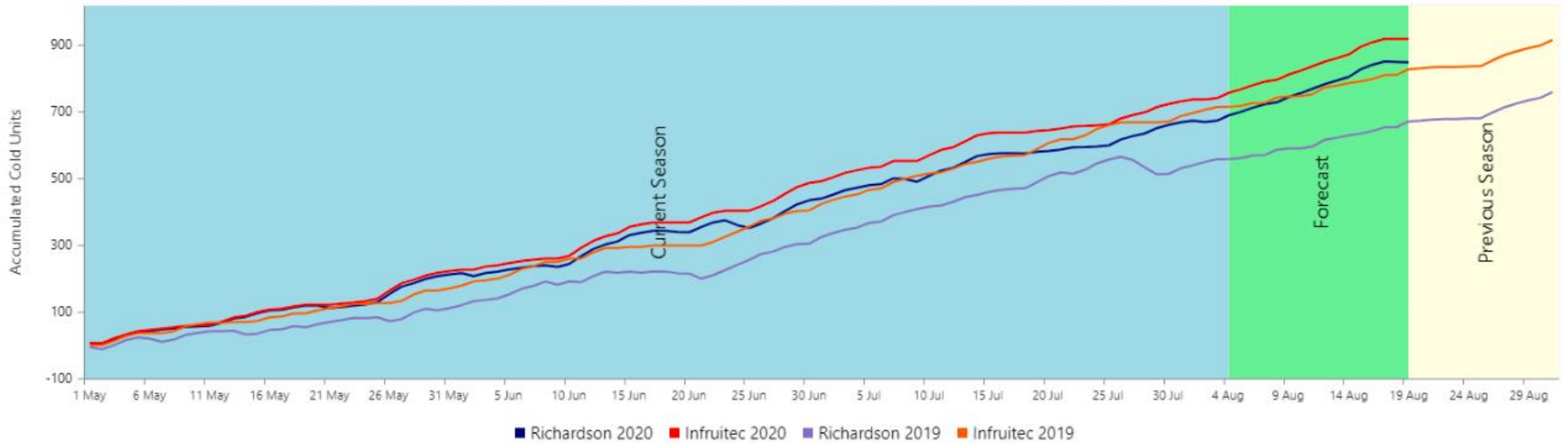
Joubertina: Cold units

from 2020-05-01 to 2020-08-31



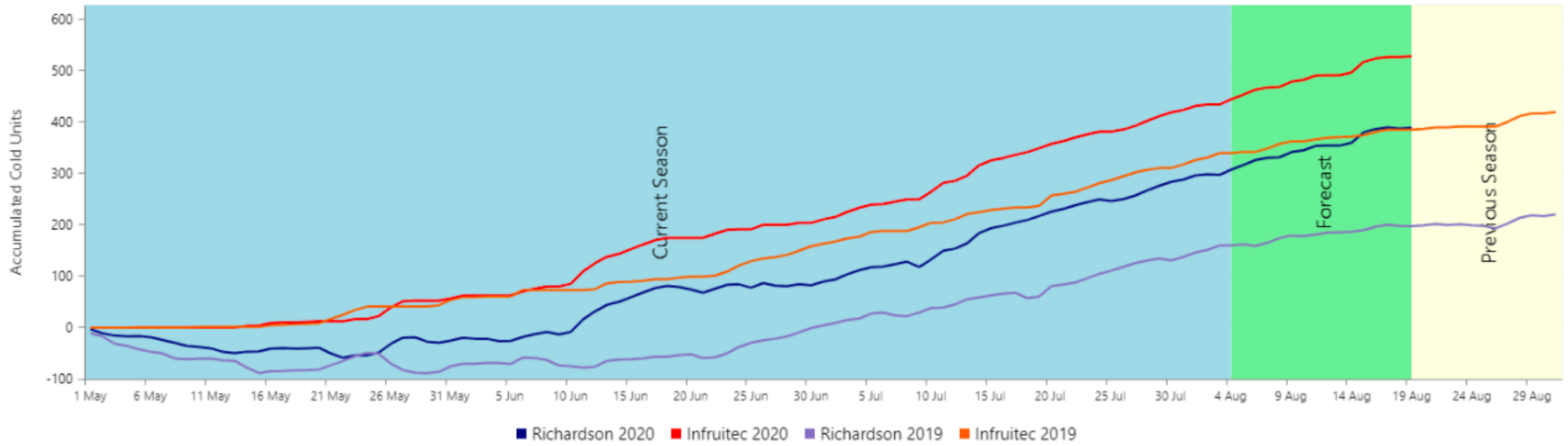
# Langkloof-Wes

Avontuur: Cold units  
from 2020-05-01 to 2020-08-31



# Montagu

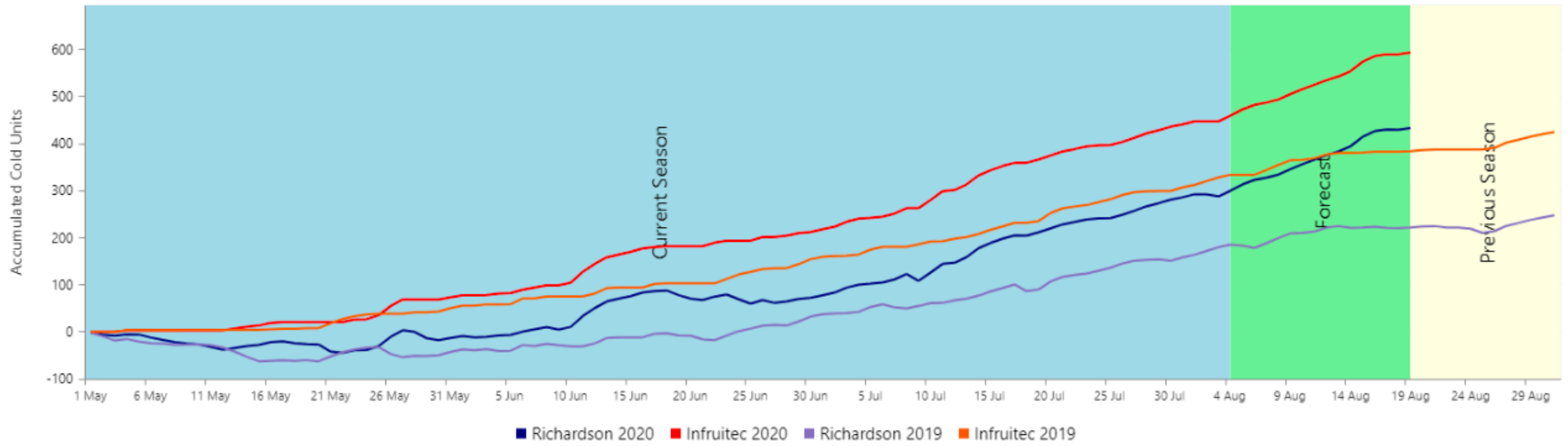
Derdeheuwel: Cold units  
from 2020-05-01 to 2020-08-31



# Nuy

La Motte Rivier: Cold units

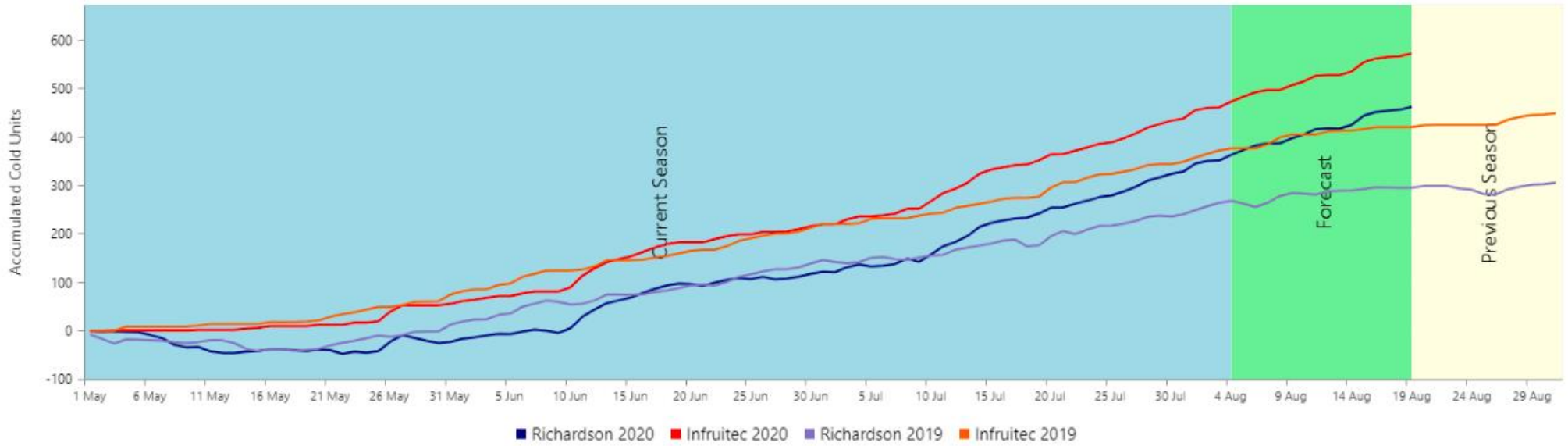
from 2020-05-01 to 2020-08-31





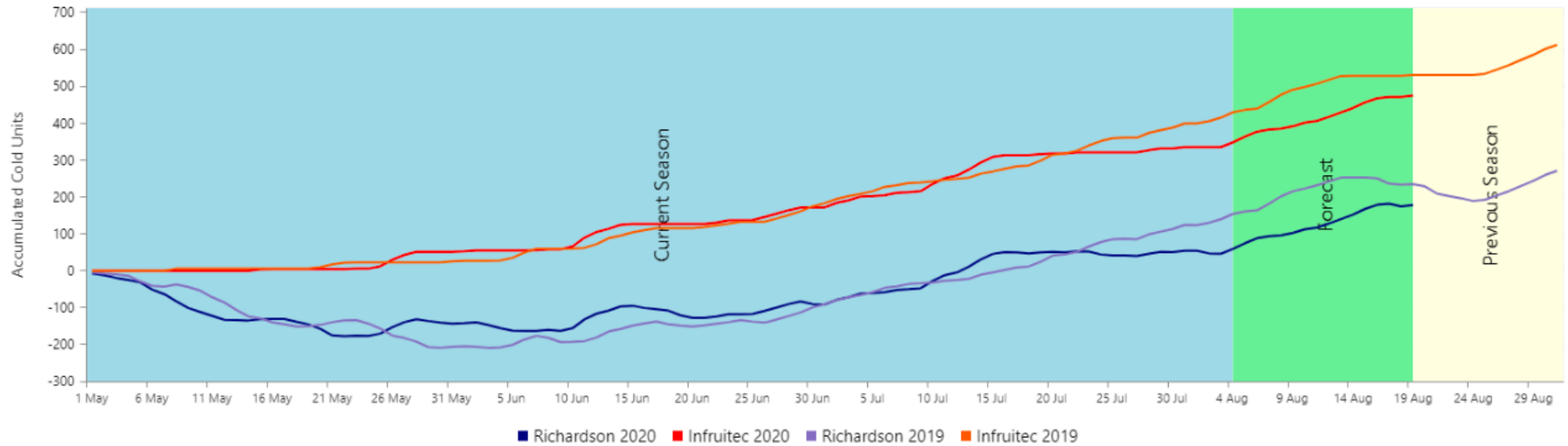
# Robertson

Goudmyn: Cold units  
from 2020-05-01 to 2020-08-31



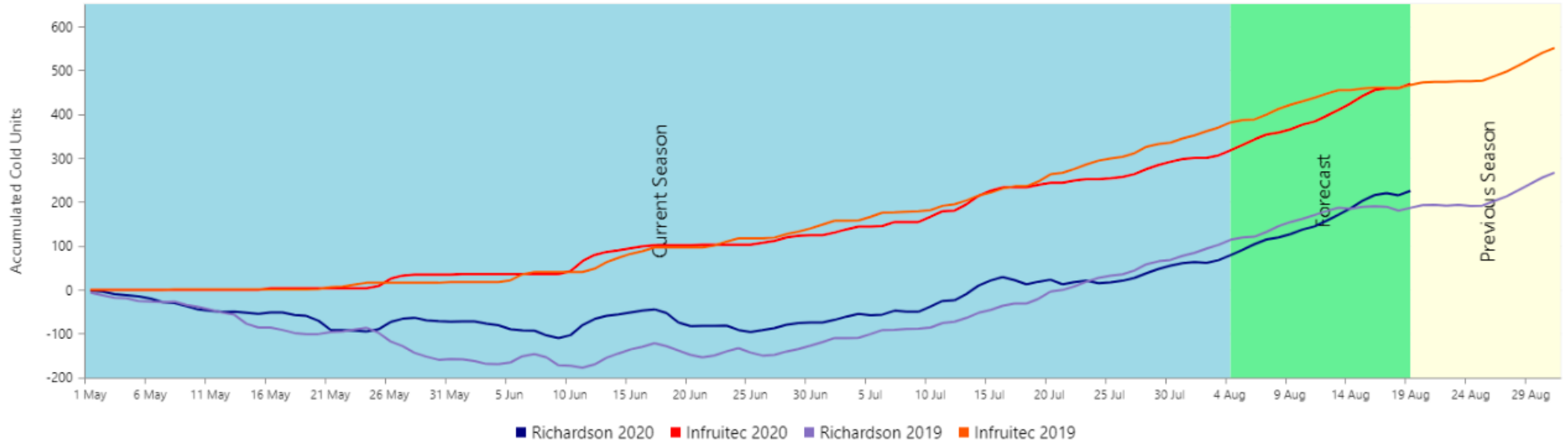
# Simondium

Babylonstoren: Cold units  
from 2020-05-01 to 2020-08-31



# Stellenbosch

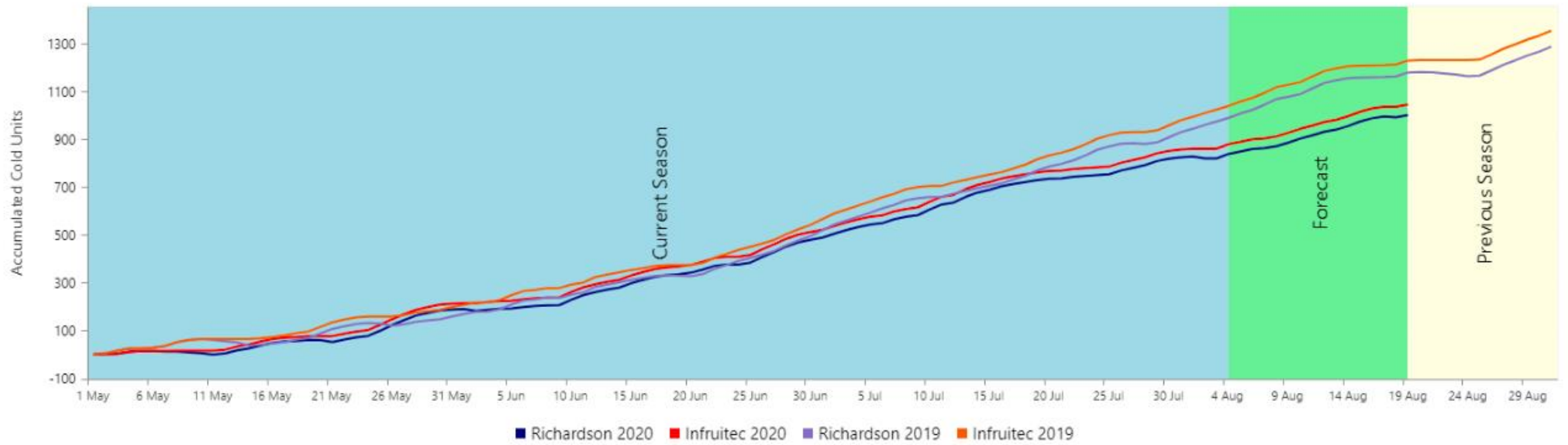
Kanonkop1: Cold units  
from 2020-05-01 to 2020-08-31



# Tulbagh

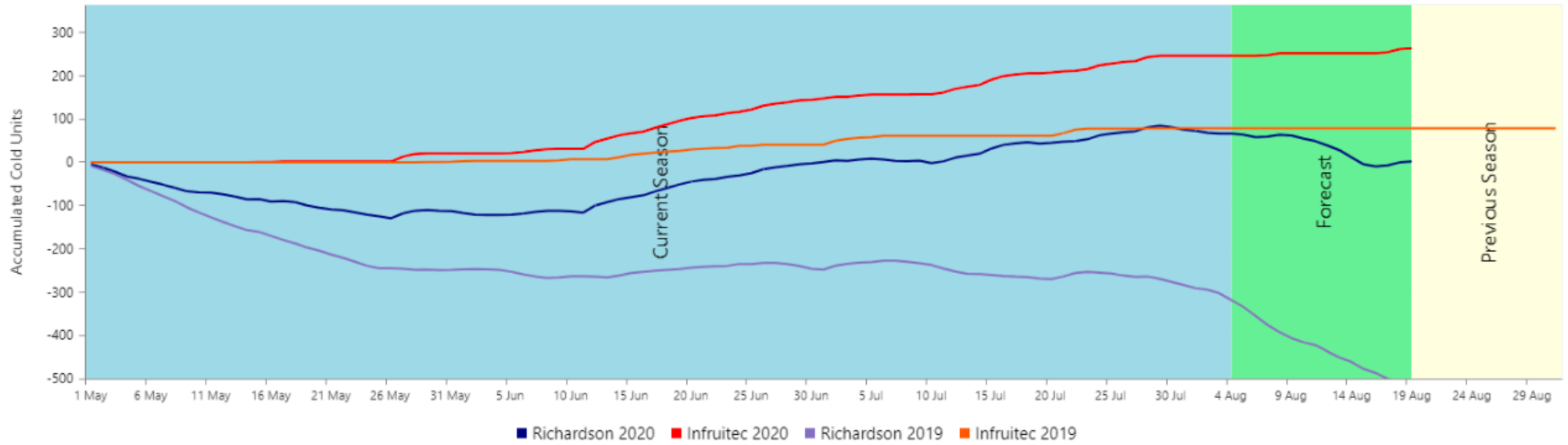
Die-Eike: Cold units

from 2020-05-01 to 2020-08-31



# Waterberg

Waterberg Berries: Cold units  
from 2020-05-01 to 2020-08-31



# Wellington

Bassano: Cold units

from 2020-05-01 to 2020-08-31

