

Tel: 021 8511 044

Unit D45, Olive Grove Industrial Estate

5 Old Paardevlei Rd

Somerset West

7130

Web: [www.hortec.co.za](http://www.hortec.co.za)



## Temperature and Rainfall report for JULY 2021 vs 2020

JULY																								
Area	Average Temp				MAX Temp				MIN Temp				Avg Daily MAX				Avg Daily MIN				Total Rain			
	2020	2021	21 vs '20		2020	2021	21 vs '20		2020	2021	21 vs '20		2020	2021	21 vs '20		2020	2021	21 vs '20		2020	2021	21 vs '20	
Elgin	11.7	9.8	↓	-1.9	26.7	24.0	↓	-2.7	2.7	0.5	↓	-2.2	18.5	16.4	↓	-2.1	6.5	5.4	↓	-1.1	134	157	↑	23
Ermelo	7.7	6.8	↓	-0.9	23.6	22.5	↓	-1.1	-8.7	-8.5	↑	0.2	17.7	16.1	↓	-1.5	-0.9	-1.3	↓	-0.5	2	2	↑	0
Greyton	11.1	10.4	↓	-0.7	27.9	25.5	↓	-2.4	-0.1	-0.2	↓	-0.1	19.9	17.6	↓	-2.3	4.6	4.1	↓	-0.4	66	105	↑	39
Koue Bokkeveld	7.2	5.8	↓	-1.4	22.3	21.8	↓	-0.5	-7.2	-3.6	↑	3.6	16.3	12.4	↓	-3.9	-0.6	0.6	↑	1.2	257	153	↓	-104
Langkloof - Oos	10.9	9.2	↓	-1.6	26.9	26.8	↓	-0.1	-0.5	-1.9	↓	-1.4	20.2	18.0	↓	-2.2	3.2	2.4	↓	-0.8	12	47	↑	35
Langkloof - Wes	12.8	10.1	↓	-2.7	27.2	24.6	↓	-2.6	1.4	0.5	↓	-0.9	19.7	16.9	↓	-2.8	7.6	5.0	↓	-2.6	15	58	↑	43
Piketberg	10.0	8.4	↓	-1.6	26.3	25.9	↓	-0.4	-1.9	-1.3	↑	0.6	20.3	16.1	↓	-4.2	2.9	2.4	↓	-0.6	168	145	↓	-23
Villiersdorp	12.0	11.1	↓	-0.9	25.7	26.0	↑	0.2	2.4	1.1	↓	-1.3	19.1	16.4	↓	-2.7	5.9	6.4	↑	0.5	123	105	↓	-18
Vrystaat	7.6	6.2	↓	-1.4	22.6	20.6	↓	-2.0	-8.7	-7.7	↑	1.0	18.0	15.9	↓	-2.0	-0.9	-1.4	↓	-0.5	0	0	↑	0
Vyeboom	10.7	11.0	↑	0.3	24.8	24.9	↑	0.1	1.5	0.0	↓	-1.5	18.2	16.2	↓	-2.0	5.5	6.1	↑	0.6	148	162	↑	13
WBV - Noord	9.9	8.6	↓	-1.3	24.7	22.4	↓	-2.3	0.1	-0.6	↓	-0.7	19.1	15.8	↓	-3.3	3.0	3.4	↑	0.3	113	76	↓	-37
WBV - Suid	9.5	7.7	↓	-1.8	24.6	22.2	↓	-2.4	-0.4	-1.4	↓	-1.1	18.8	15.4	↓	-3.4	2.6	1.8	↓	-0.8	153	141	↓	-12
Wolseley	11.8	10.4	↓	-1.5	27.9	26.0	↓	-1.9	0.4	-0.2	↓	-0.7	20.2	16.9	↓	-3.3	5.0	4.9	↓	-0.1	92	133	↑	40

## Monthly Cold Units - Richardson & Infruitec - July 2021 vs 2020

Area	JULY			JULY		
	RICH (2020)	RICH (2021)	RICH (20 vs 21)	INF (2020)	INF (2021)	INF (20 vs 21)
Elgin*	217	282	↑ 65	239	291	↑ 53
Ermelo	232	275	↑ 43	232	275	↑ 43
Greyton*	286	366	↑ 80	318	391	↑ 74
Koue Bokkeveld	274	412	↑ 138	274	412	↑ 138
Langkloof - Oos	197	268	↑ 71	212	275	↑ 64
Langkloof - Wes	132	223	↑ 91	201	250	↑ 50
Piketberg	139	462	↑ 323	250	486	↑ 237
Villiersdorp	207	281	↑ 74	250	327	↑ 78
Vrystaat	218	251	↑ 33	218	251	↑ 33
Vyeboom	199	283	↑ 84	212	304	↑ 92
WBV - Noord	305	336	↑ 31	309	340	↑ 31
WBV - Suid	300	360	↑ 60	300	360	↑ 60
Wolseley	195	283	↑ 88	202	297	↑ 95

\*Different station used in May report

^Richardson units should only be counted after the graph reached its turning point and the line is moving upwards.

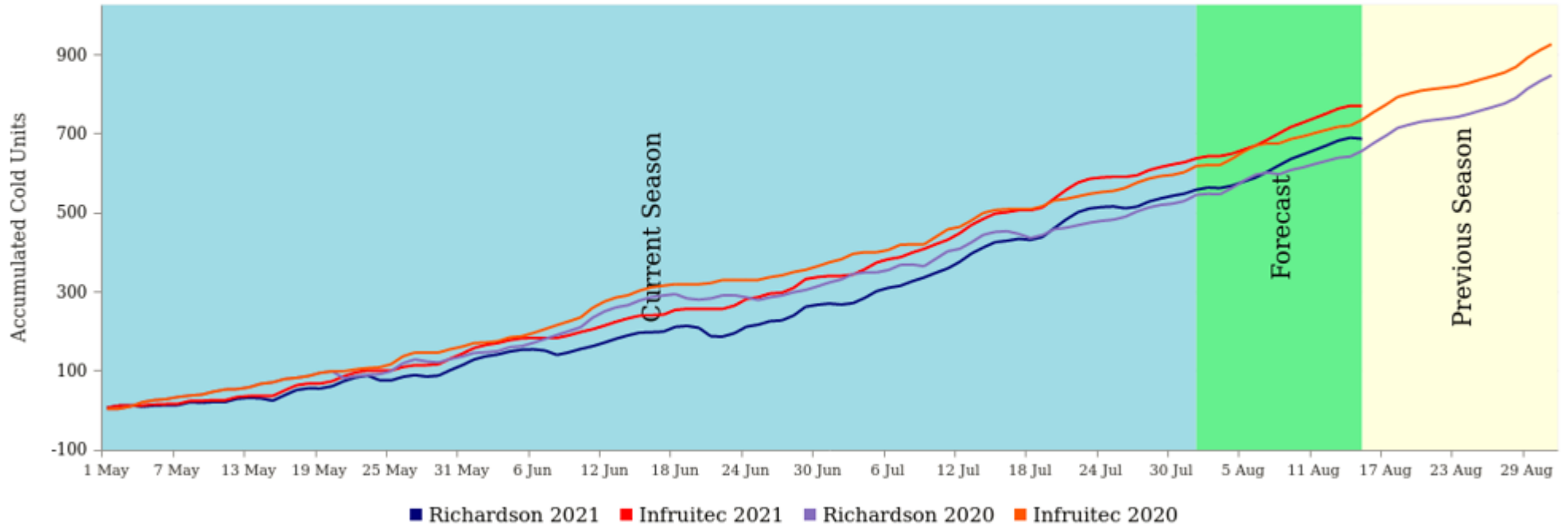
## Monthly Cold Units - Richardson & Infruitec – May - July 2021 vs 2020

Area	MAY - JUL			MAY - JUL		
	RICH (2020)	RICH (2021)	RICH (20 vs 21)	INF (2020)	INF (2021)	INF (20 vs 21)
Elgin*	538	549	↑ 12	604	629	↑ 25
Ermelo	698	795	↑ 98	698	796	↑ 99
Greyton*	567	621	↑ 55	677	664	↓ -13
Koue Bokkeveld	732	1016	↑ 284	776	1033	↑ 257
Langkloof - Oos	498	518	↑ 21	565	605	↑ 40
Langkloof - Wes	42	366	↑ 324	439	629	↑ 190
Piketberg	420	639	↑ 219	663	930	↑ 268
Villiersdorp	298	313	↑ 15	494	555	↑ 61
Vrystaat	688	803	↑ 116	688	803	↑ 116
Vyeboom	479	401	↓ -78	572	560	↓ -12
WBV - Noord	639	619	↓ -21	688	707	↑ 20
WBV - Suid	726	819	↑ 93	741	842	↑ 101
Wolseley	359	374	↑ 15	463	521	↑ 58

# Cold Units – Graphs - July 2021 vs 2020

Elgin

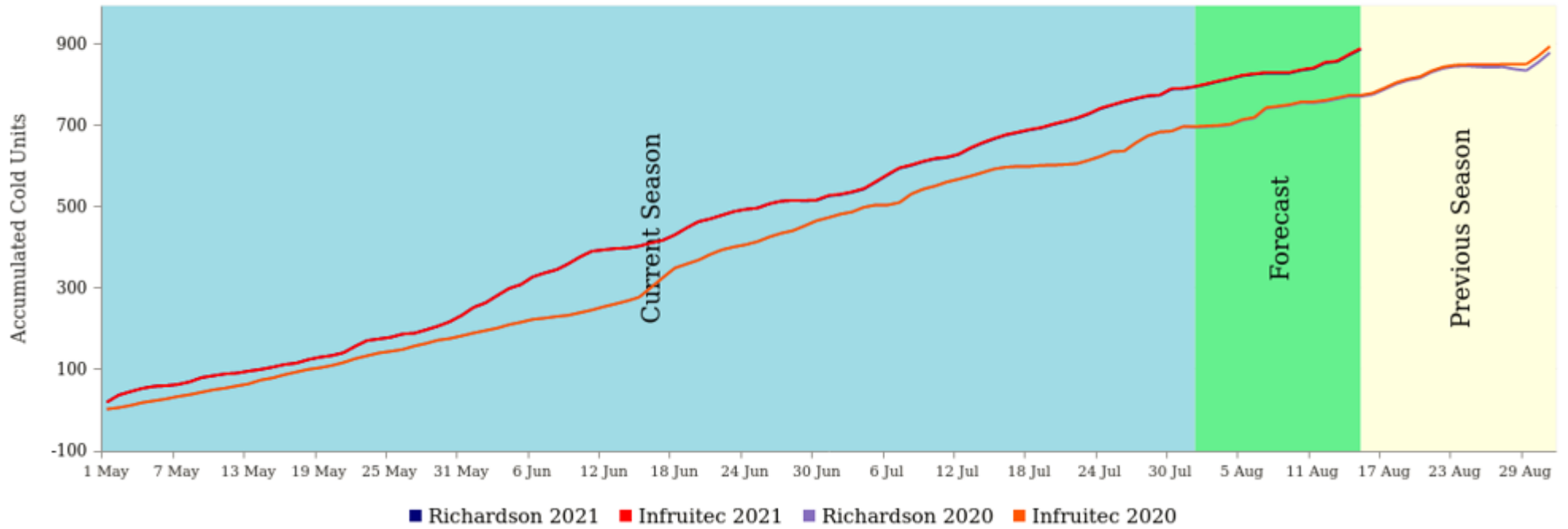
Beaulieu: Cold units  
from 2021-05-01 to 2021-08-31



- Different station than in May report

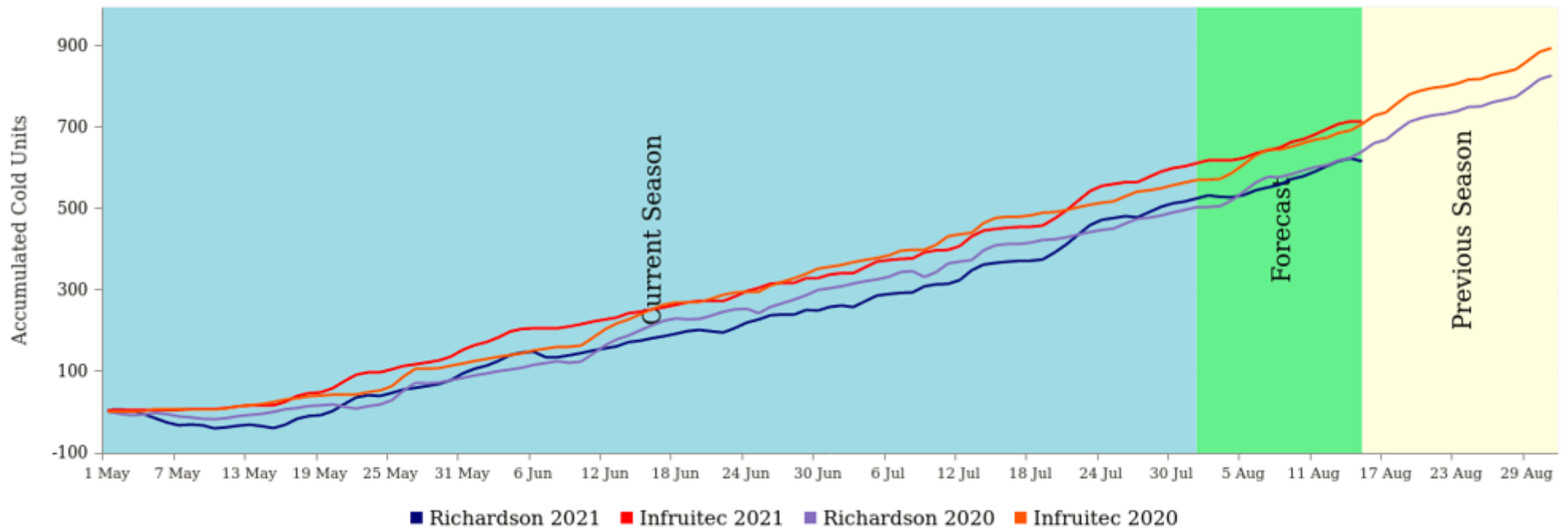
# Ermelo

The Big Apple: Cold units  
from 2021-05-01 to 2021-08-31



# Langkloof-Oos

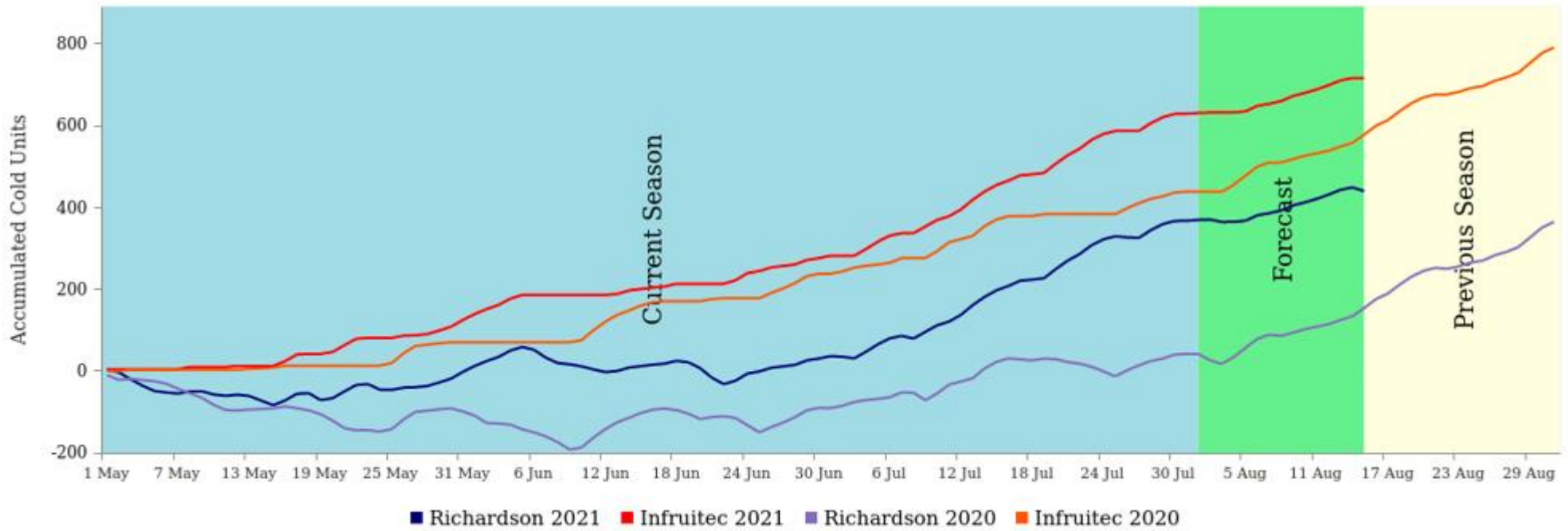
Joubertina: Cold units  
from 2021-05-01 to 2021-08-31



# Langkloof-Wes

Louvain: Cold units

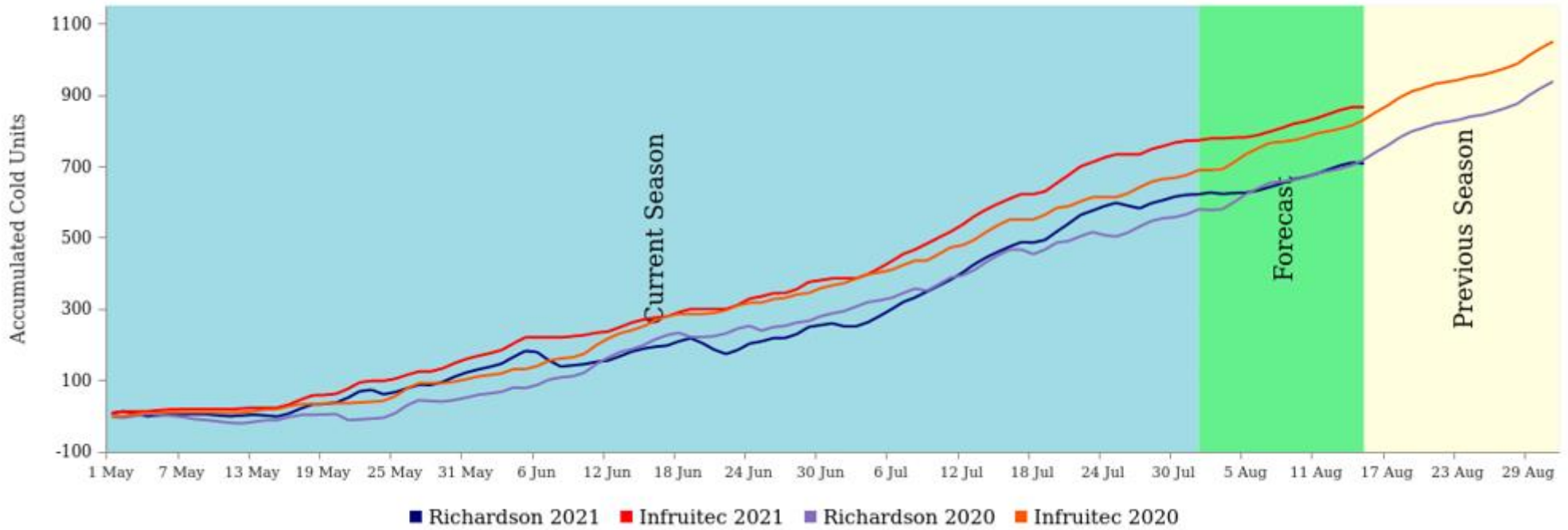
from 2021-05-01 to 2021-08-31



# Greyton

Oubos: Cold units

from 2021-05-01 to 2021-08-31



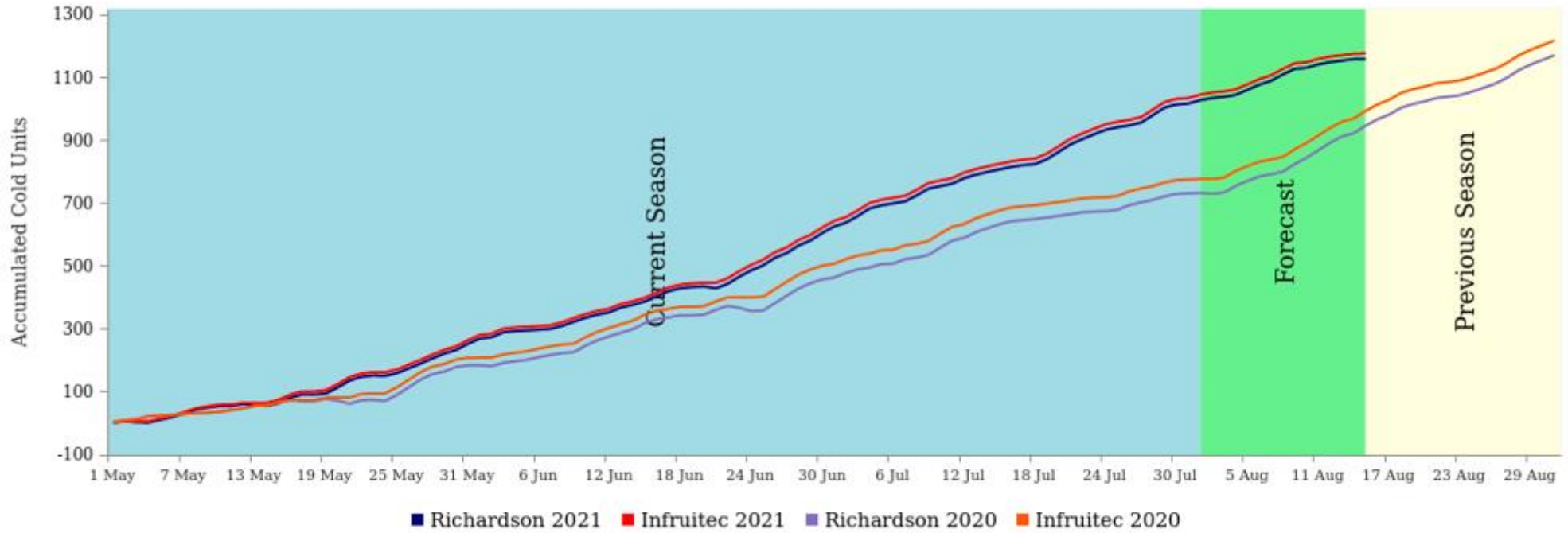
- Different station from May report



# Koue Bokkeveld

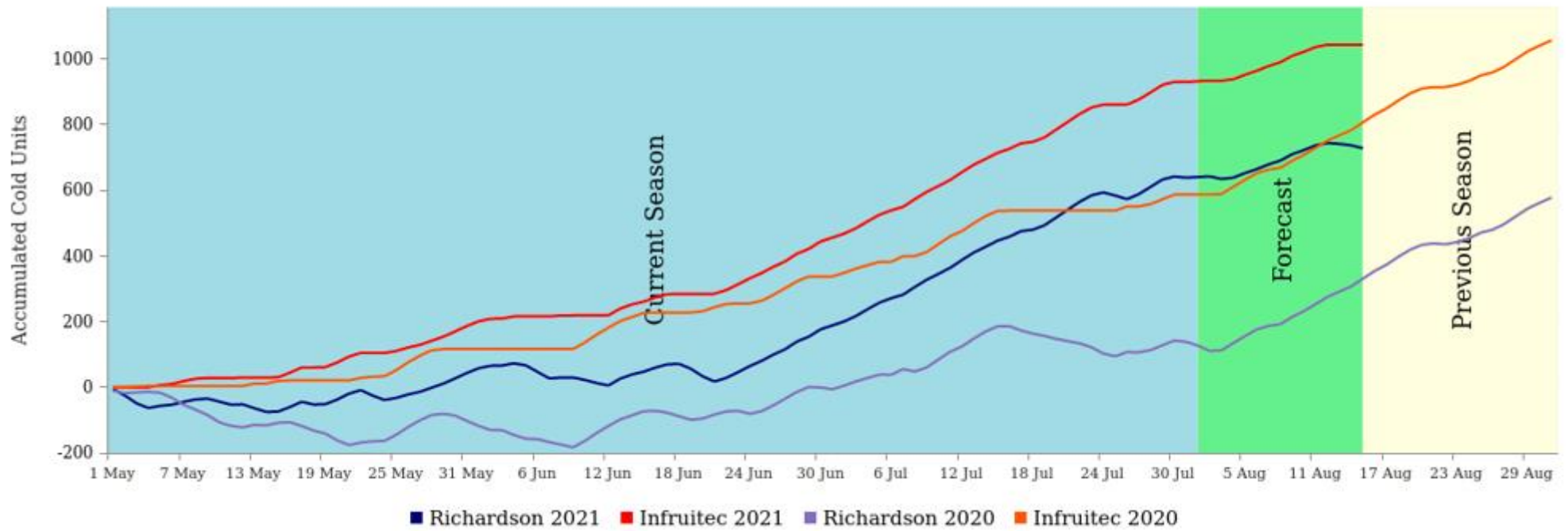
Bronaar: Cold units

from 2021-05-01 to 2021-08-31



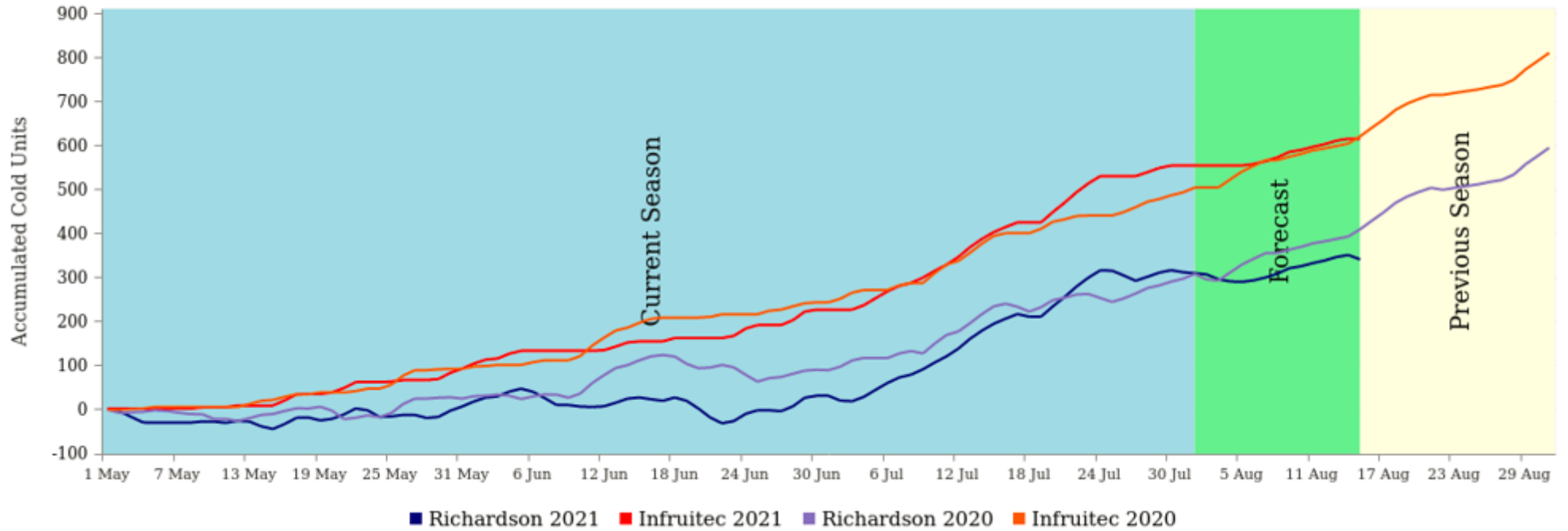
# Piketberg

Heldervue: Cold units  
from 2021-05-01 to 2021-08-31



# Villiersdorp

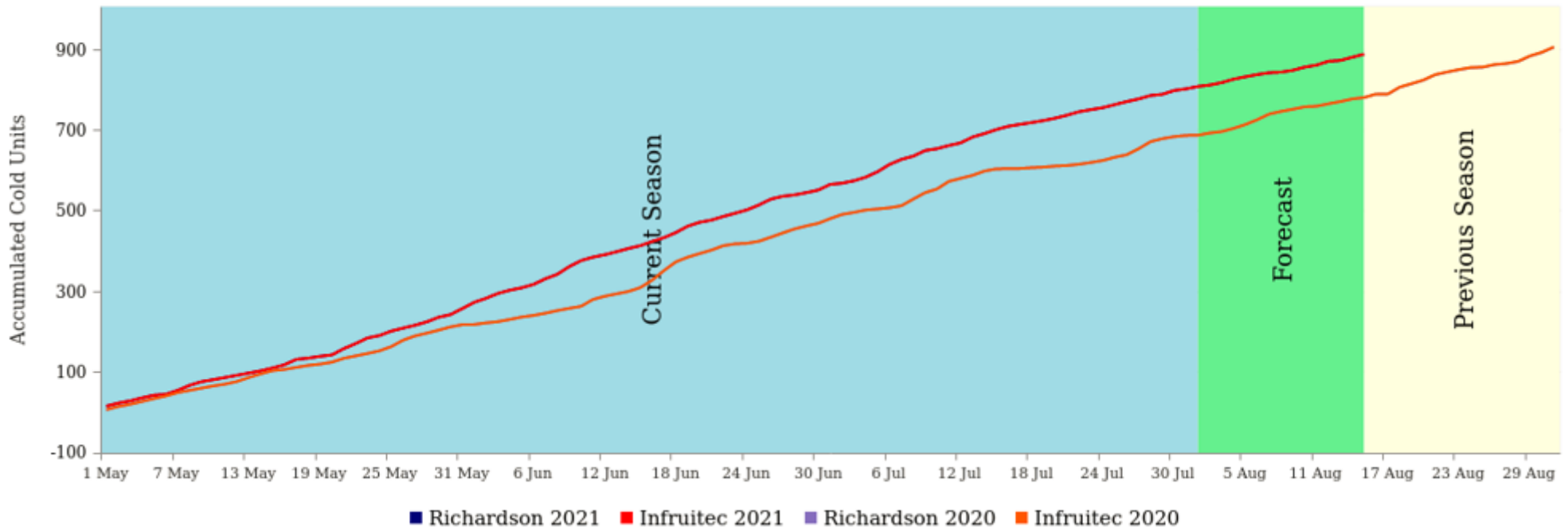
Villiersdorp: Cold units  
from 2021-05-01 to 2021-08-31



# Vrystaat

Ametis: Cold units

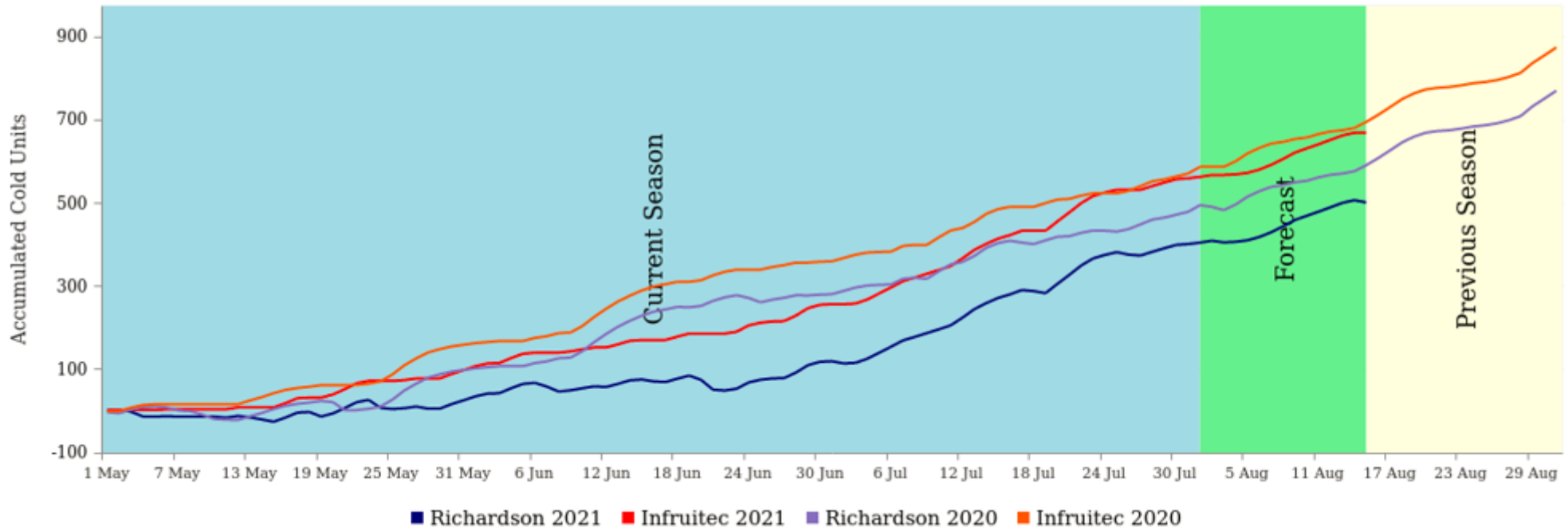
from 2021-05-01 to 2021-08-31



# Vyeboom

Riviera: Cold units

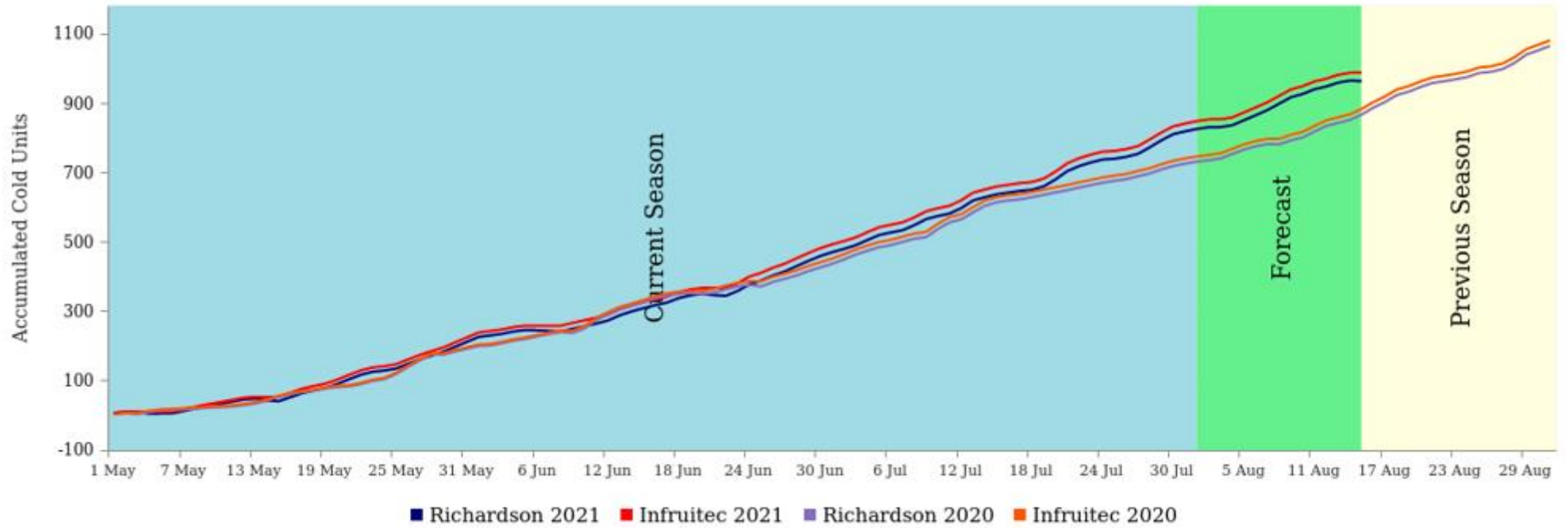
from 2021-05-01 to 2021-08-31



# Warm Bokkeveld

Loxtonia: Cold units

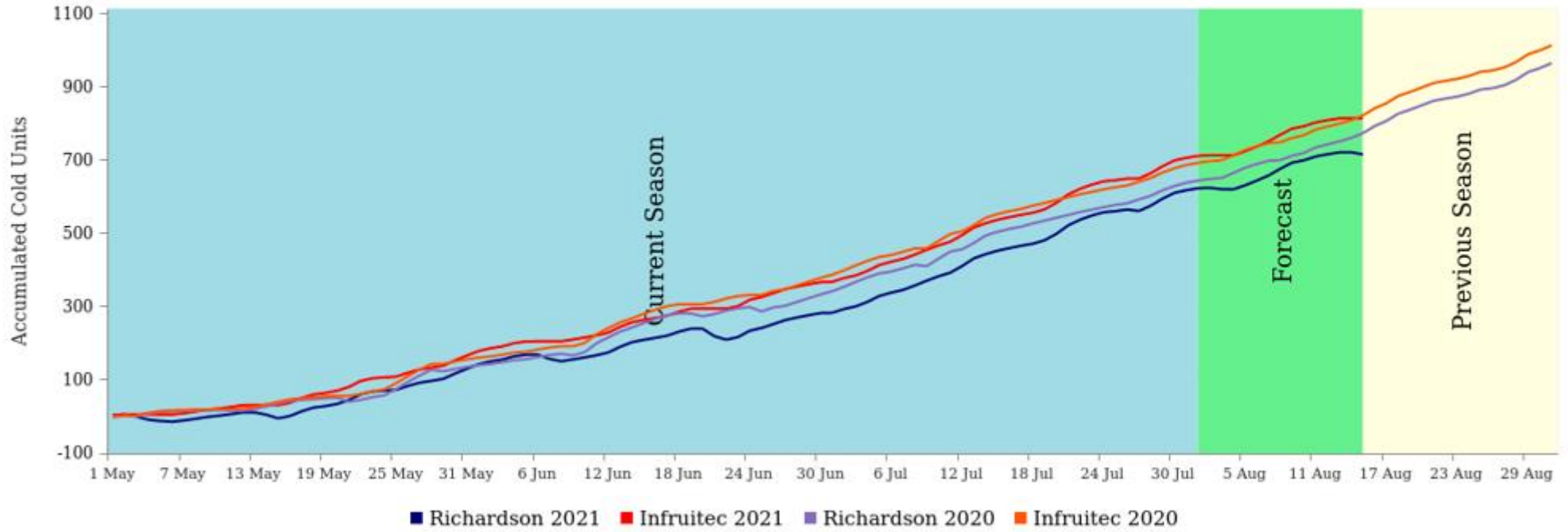
from 2021-05-01 to 2021-08-31



# WBV – Noord

Lushof: Cold units

from 2021-05-01 to 2021-08-31



# Wolseley

Platvlei: Cold units

from 2021-05-01 to 2021-08-31

