

Tel: 021 8511 044

Unit D45, Olive Grove Industrial Estate

5 Old Paardevlei Rd

Somerset West

7130

Web: [www.hortec.co.za](http://www.hortec.co.za)



## Temperature and Rainfall report for MAY 2021 vs 2020

Area	May											
	Average Temp		Maximum Temp		Minimum Temp		Avg Daily Max		Avg Daily Min		Total Rainfall	
	2020	2021	2020	2021	2020	2021	2020	2021	2020	2021	2020	2021
Elgin	14.7	13.7	29.5	31.9	6.4	4.0	21.2	20.5	10.0	8.8	86	155
Ermelo	11.5	10.7	25.5	24.9	-2.7	-0.2	22.7	19.9	3.7	3.2	0	9
Greyton	17.0	13.9	28.9	32.1	4.9	2.3	23.7	21.0	7.4	8.7	74	204
Koue Bokkeveld	10.4	10.1	27.7	25.9	-2.7	-1.5	20.3	17.7	2.0	3.3	53	86
Langkloof - Oos	13.7	13.4	31.2	28.1	2.9	2.1	22.8	21.0	6.8	7.3	45	50
Langkloof - Wes	11.2	14.4	28.3	29.6	-2.2	3.9	22.2	20.3	10.5	10.1	20	42
Piketberg	12.2	13.7	30.7	27.2	0.9	4.3	22.7	17.6	4.8	9.9	43	120
Villiersdorp	14.2	14.1	31.4	29.5	3.5	2.7	22.6	20.3	7.3	8.3	54	159
Vrystaat	10.3	10.3	23.1	23.2	-4.0	-0.3	20.0	19.5	2.6	3.1	1	4
Vyeboom	13.6	14.1	30.6	29.8	2.5	1.5	21.8	20.0	6.7	8.5	130	255
WBV - Noord	13.2	12.8	31.4	29.9	0.8	2.3	23.7	21.5	5.5	6.0	46	49
WBV - Suid	11.9	11.6	32.6	29.6	-1.1	0.6	23.4	20.9	5.1	4.9	88	91
Wolseley	14.0	13.8	33.5	31.6	1.3	2.3	24.0	21.7	6.2	7.5	63	103

# Monthly Cold Units - Richardson & Infruitec - May 2021 vs 2020

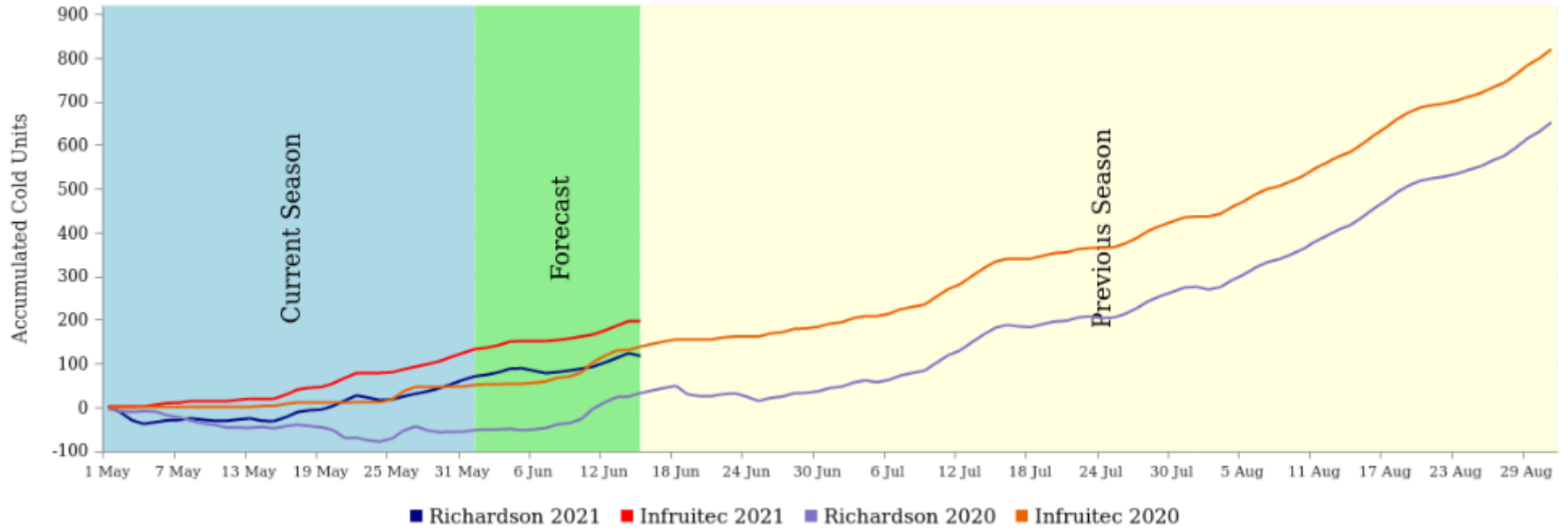
Area	MAY		MAY	
	RICH (2020)	RICH (2021)	INF (2020)	INF (2021)
Elgin	-56	58	48	120
Ermelo	183	234	183	234
Greyton	4	28	80	111
Koue Bokkeveld	185	251	209	263
Langkloof - Oos	85	96	120	154
Langkloof - Wes	-99	-2	71	125
Piketberg	179	44	192	187
Villiersdorp	26	8	93	94
Vrystaat	218	258	218	258
Vyeboom	99	26	160	99
WBV - Noord	136	131	157	167
WBV - Suid	193	213	197	225
Wolseley	45	39	102	105

\*Richardson units should only be counted after the graph reached its turning point and the line is moving upwards.

# Cold Units – Graphs - May 2021 vs 2020

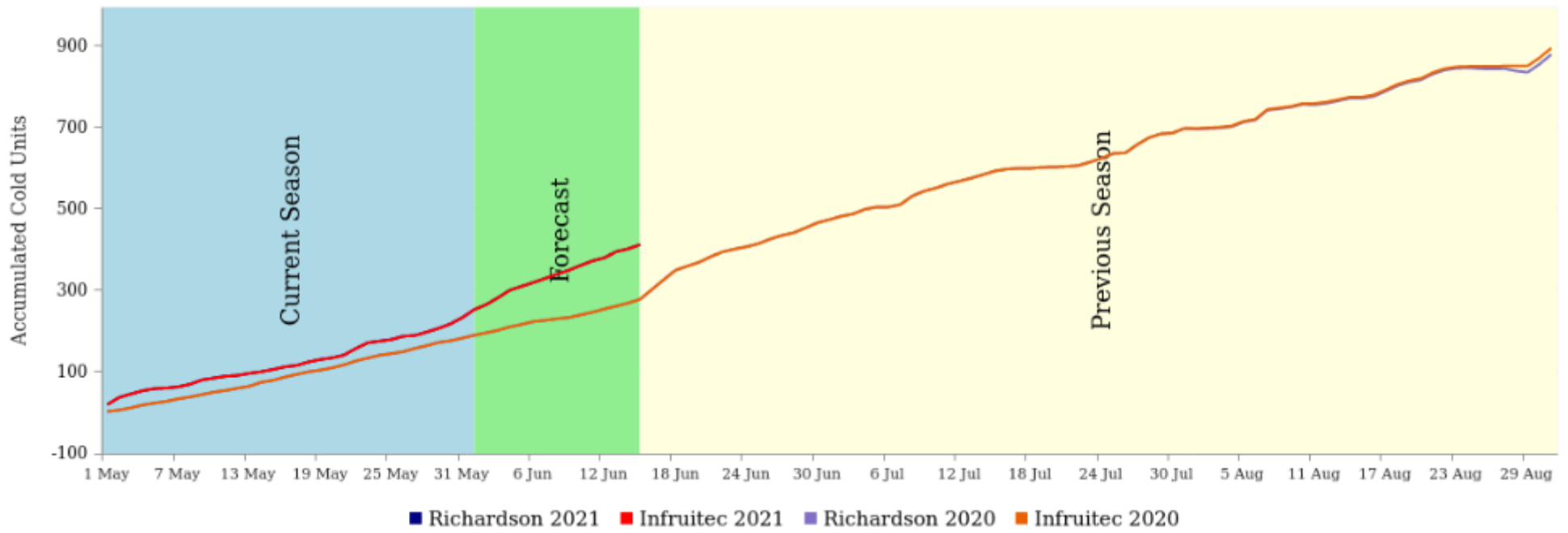
Elgin

Applegarth: Cold units  
from 2021-05-01 to 2021-08-31



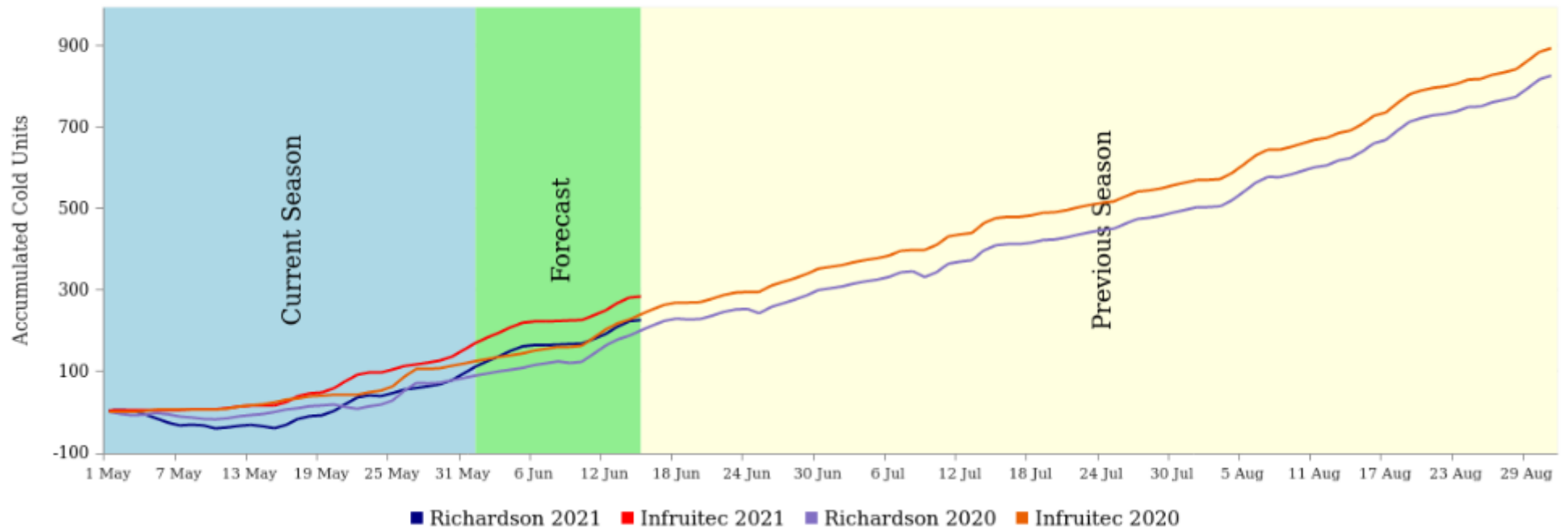
# Ermelo

The Big Apple: Cold units  
from 2021-05-01 to 2021-08-31



# Langkloof-Oos

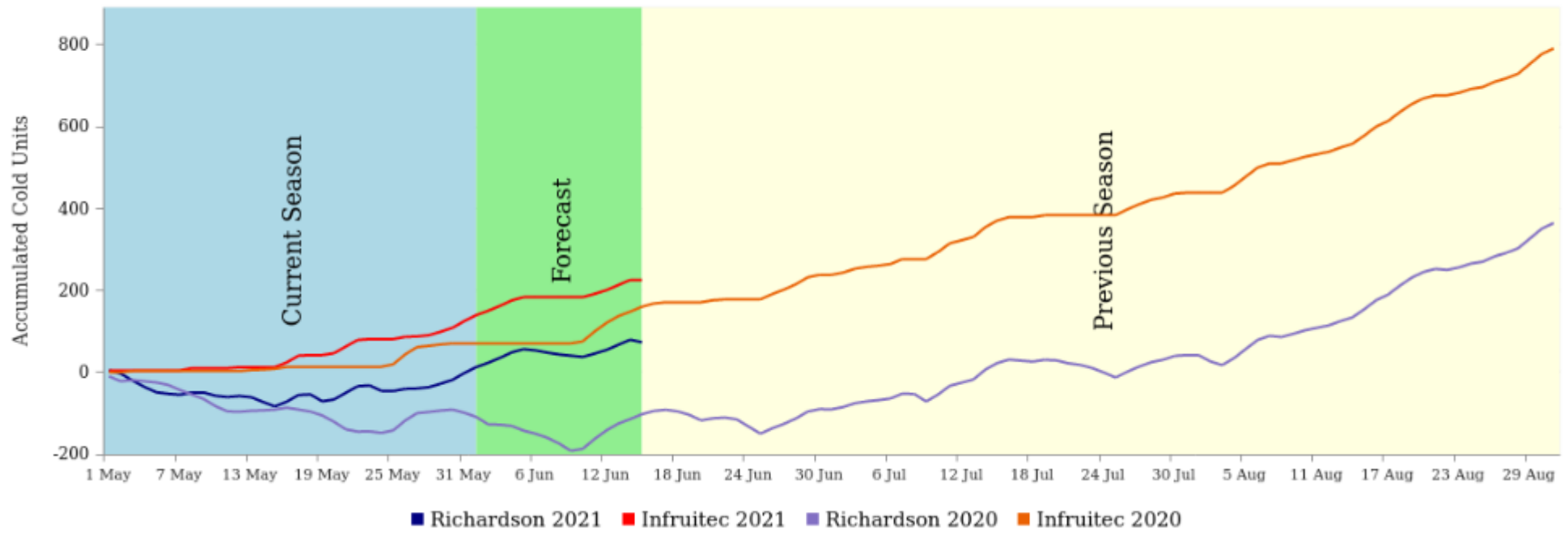
Joubertina: Cold units  
from 2021-05-01 to 2021-08-31



# Langkloof-Wes

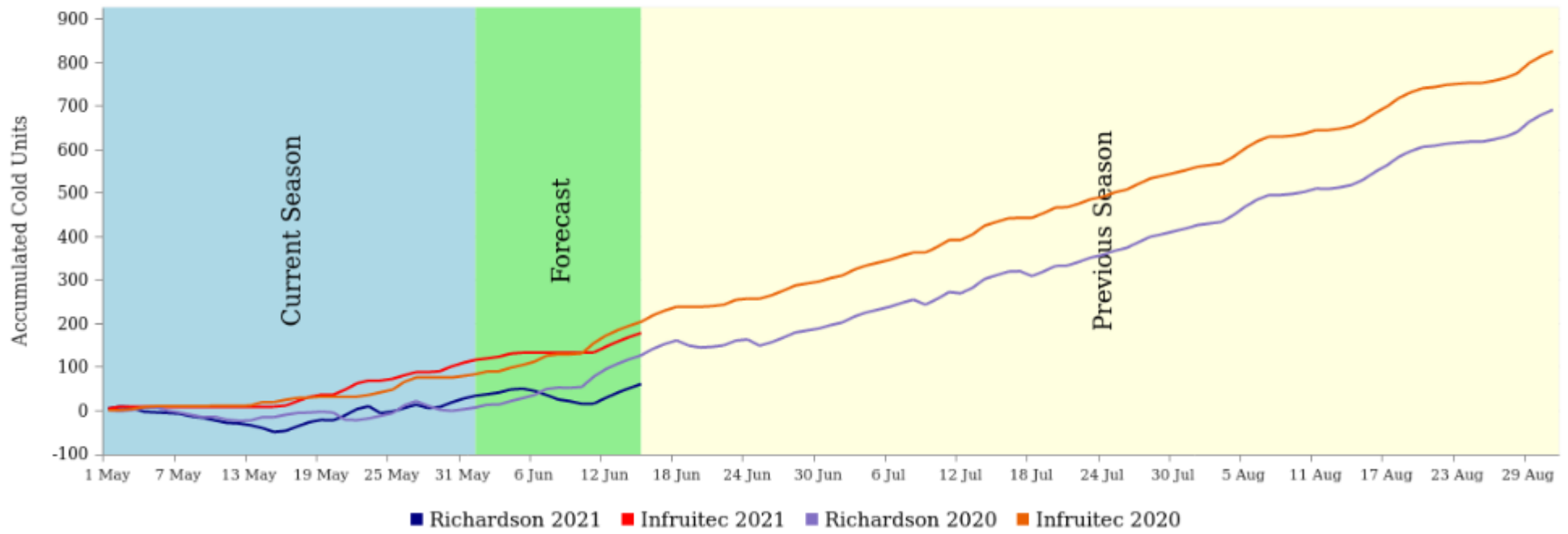
Louvain: Cold units

from 2021-05-01 to 2021-08-31



# Greyton

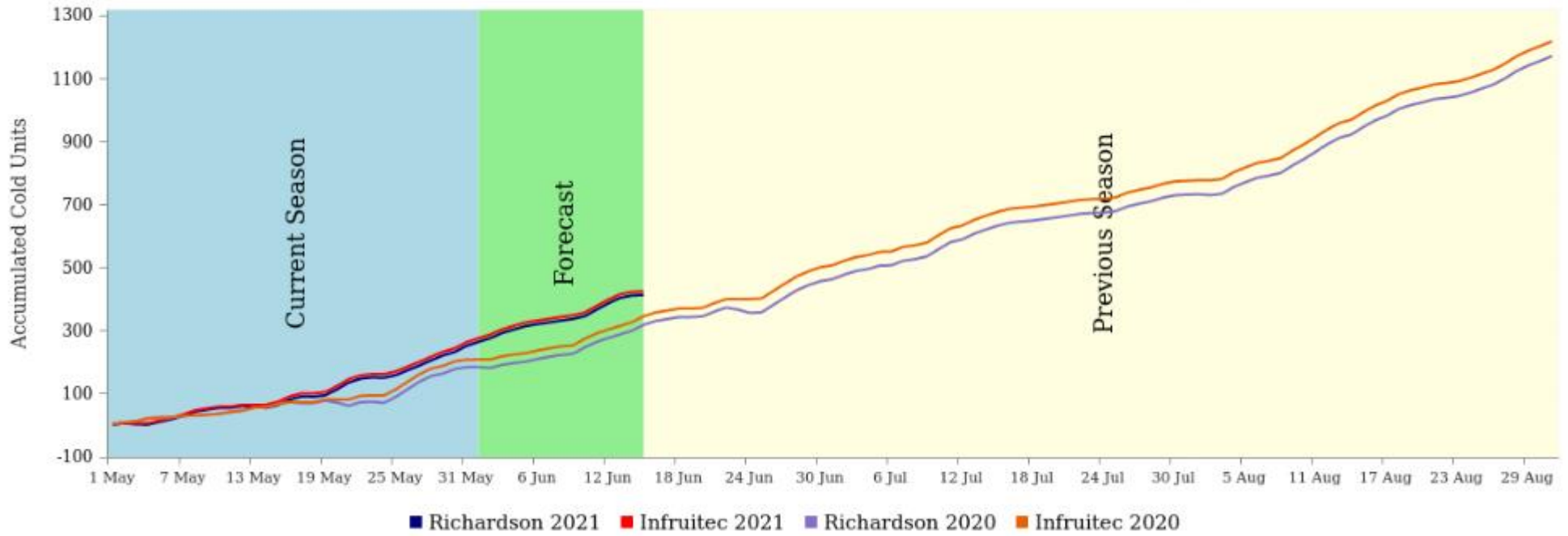
Greyton: Cold units  
from 2021-05-01 to 2021-08-31



# Koue Bokkeveld

Bronaar: Cold units

from 2021-05-01 to 2021-08-31

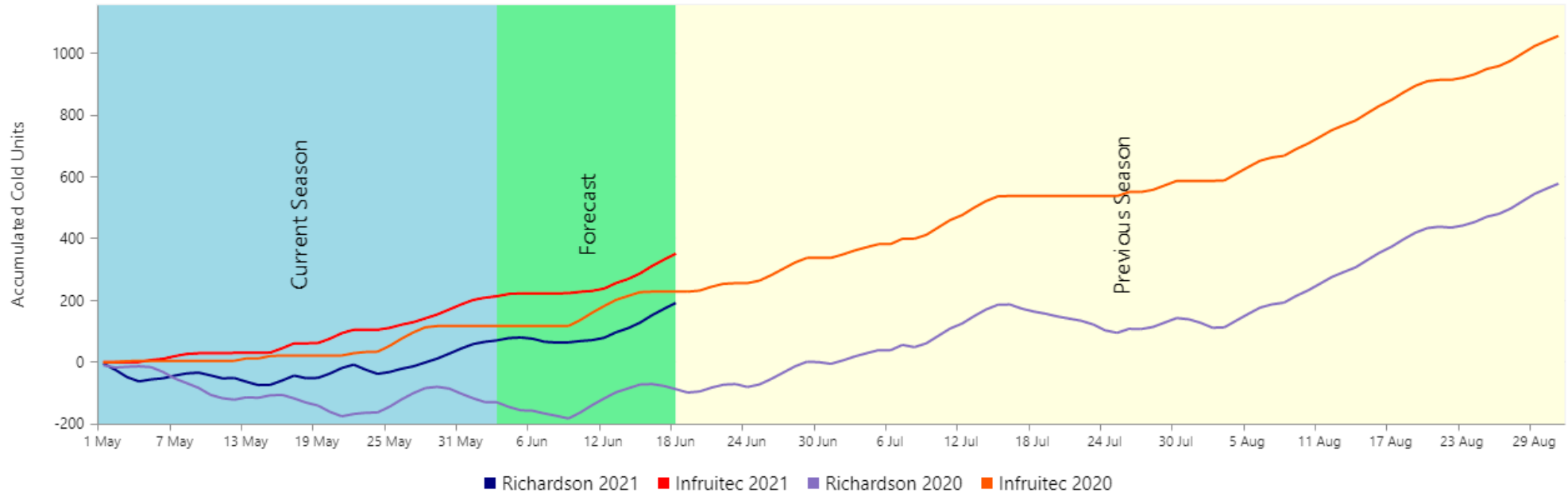




# Piketberg

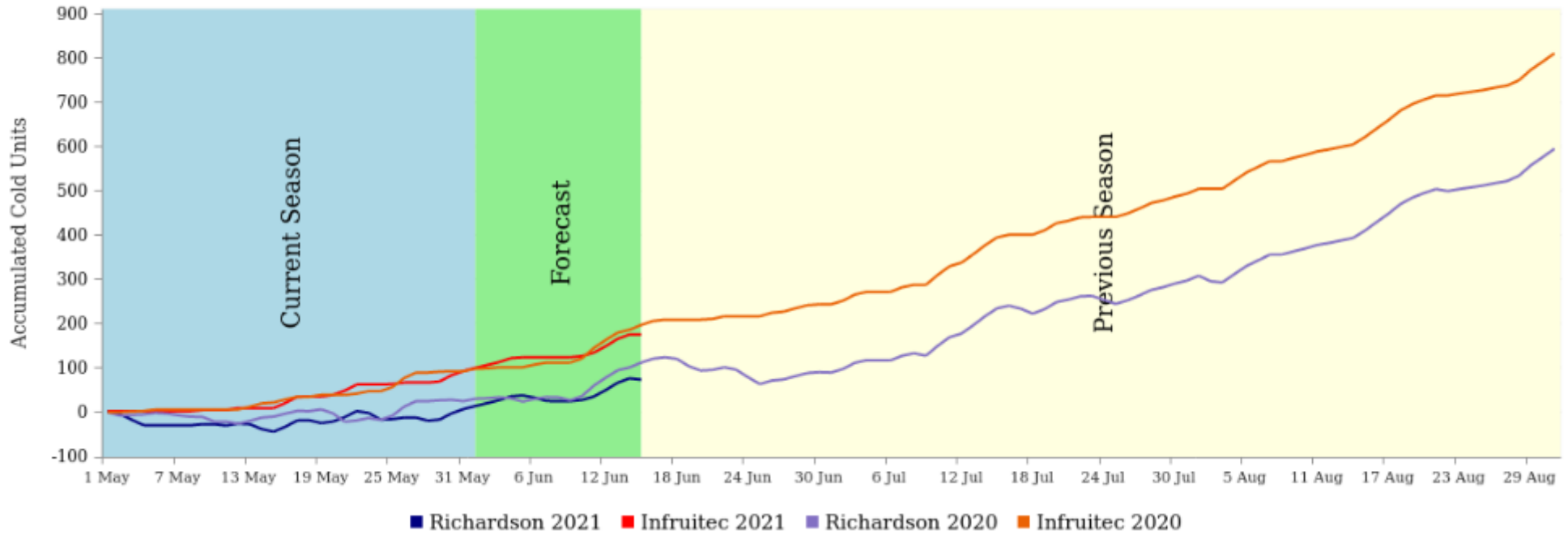
Heldervue: Cold units

from 2021-05-01 to 2021-08-31



# Villiersdorp

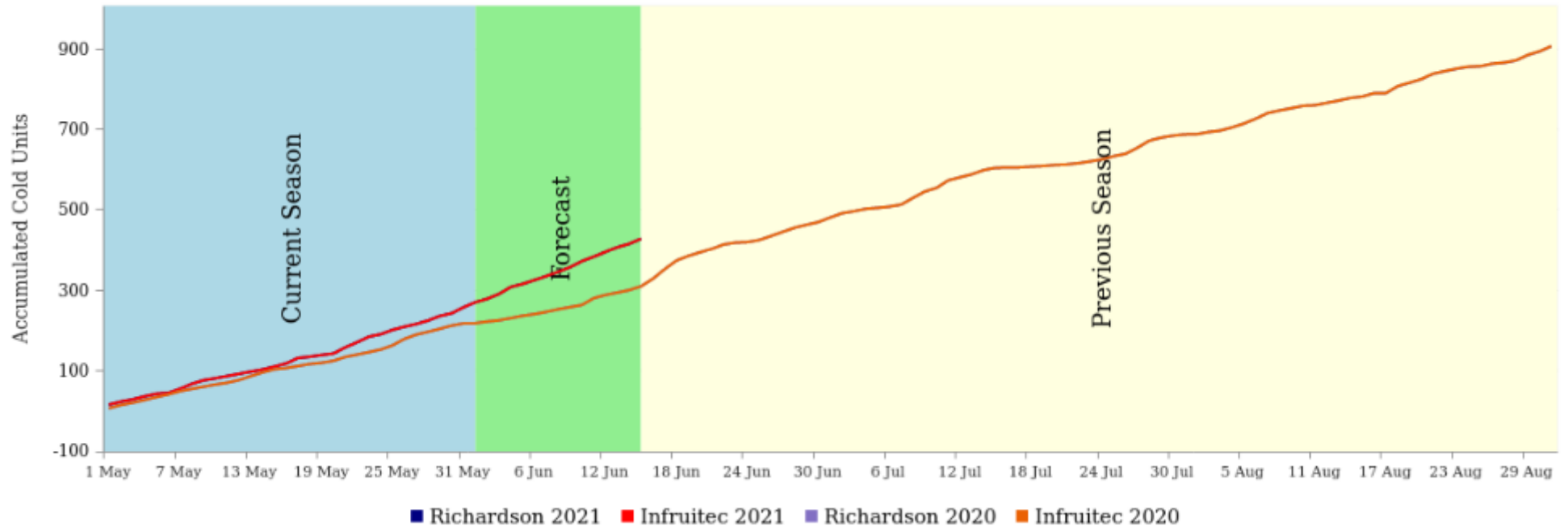
Villiersdorp: Cold units  
from 2021-05-01 to 2021-08-31



# Vrystaat

Ametis: Cold units

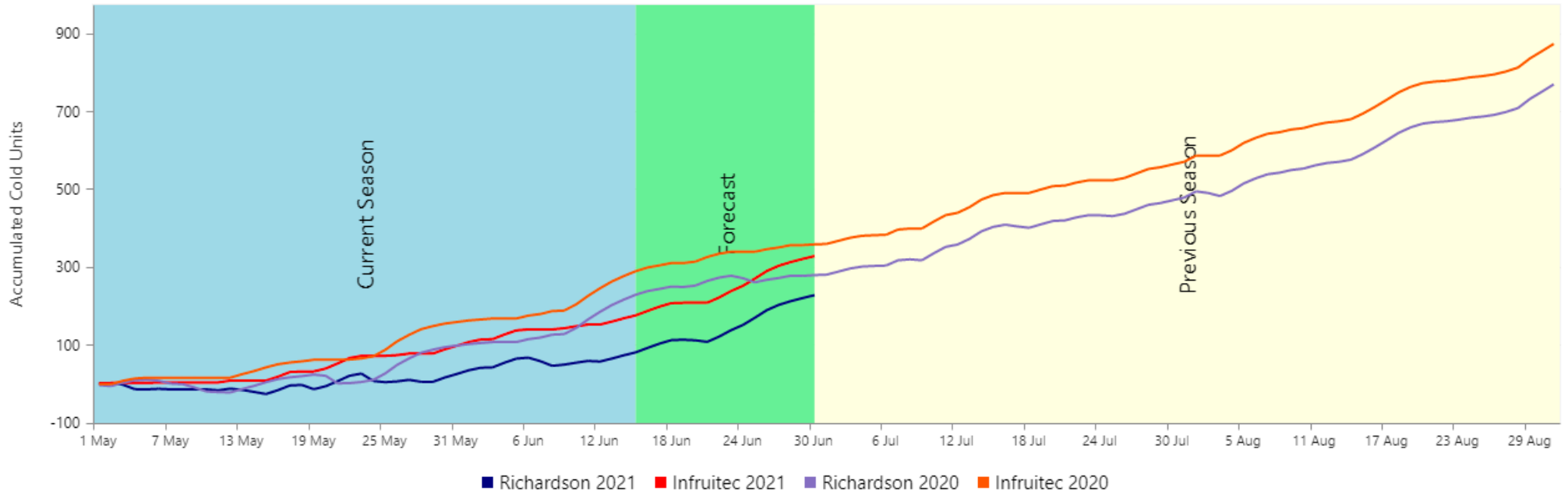
from 2021-05-01 to 2021-08-31



# Vyeboom

Riviera: Cold units

from 2021-05-01 to 2021-08-31



# Warm Bokkeveld

Loxtonia: Cold units

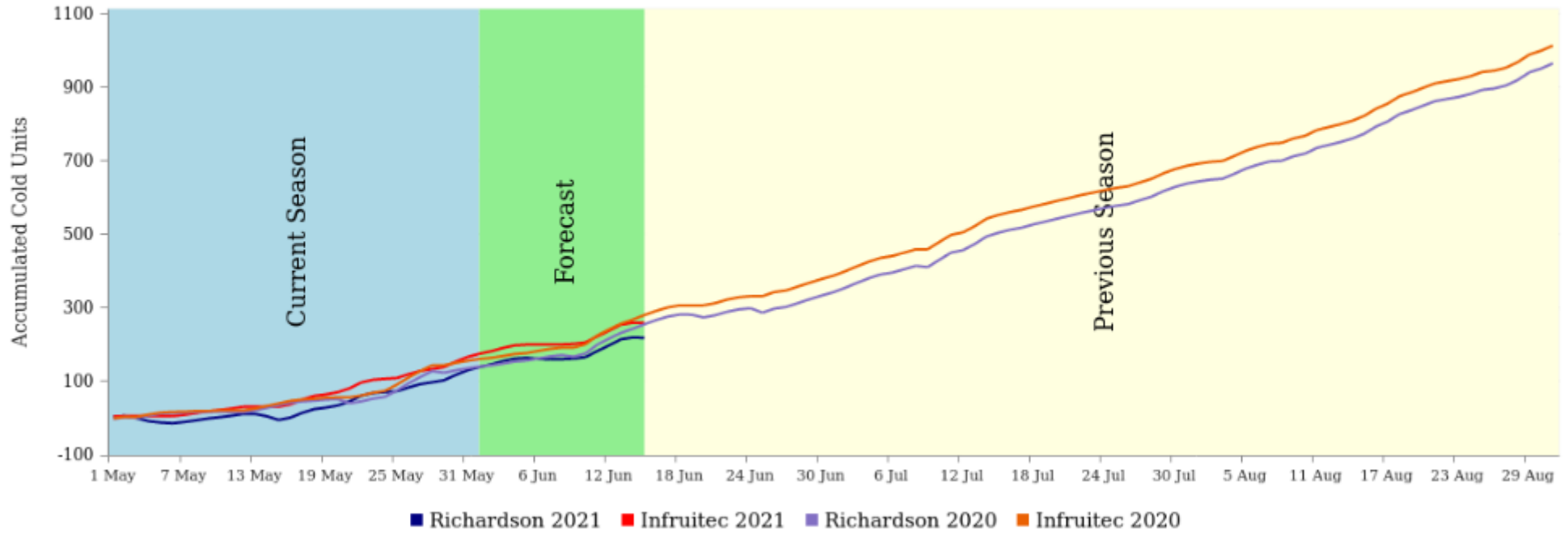
from 2021-05-01 to 2021-08-31



# WBV – Noord

Lushof: Cold units

from 2021-05-01 to 2021-08-31



# Wolseley

Platvlei: Cold units

from 2021-05-01 to 2021-08-31

