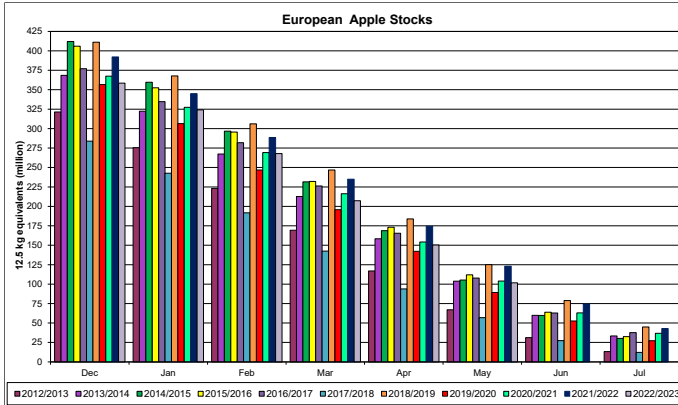
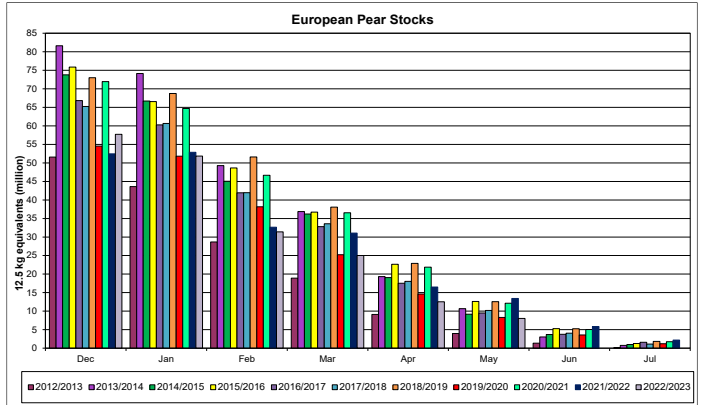


EU Stocks (All units in 12.5 kg carton equivalents)



EU Apple			Difference	
MAY'2022	MAY'2023	Average 2018-2022	2023 VS 2022	2023 vs Average
123,055,535	101,641,829	110,346,435	-17%	-8%

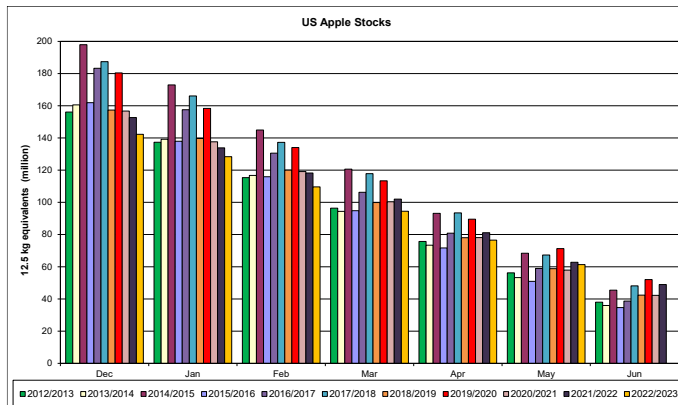
Cultivar	5/1/2023	5/1/2022	Difference
Golden Delicious	28,656,699	40,589,259	-29%
Red Jonaprince	10,021,859	9,301,649	8%
Idared	6,969,858	9,643,252	-28%
Jonagold	5,846,314	9,746,661	-40%
Gala	5,533,499	7,106,206	-22%
Cripps Pink	4,655,013	2,843,704	64%
Granny Smith	4,153,115	4,178,986	-1%
Red Delicious	3,447,907	4,009,288	-14%
Elstar	3,158,750	2,579,890	22%
Pinova	3,002,350	2,712,917	11%
Other	26,196,465	30,343,724	-14%
Total	101,641,829	123,055,535	-17%



EU Pear			Difference	
MAY'2022	MAY'2023	Average 2018-2022	2023 VS 2022	2023 vs Average
13,433,221	8,041,890	11,610,970	-40%	-31%

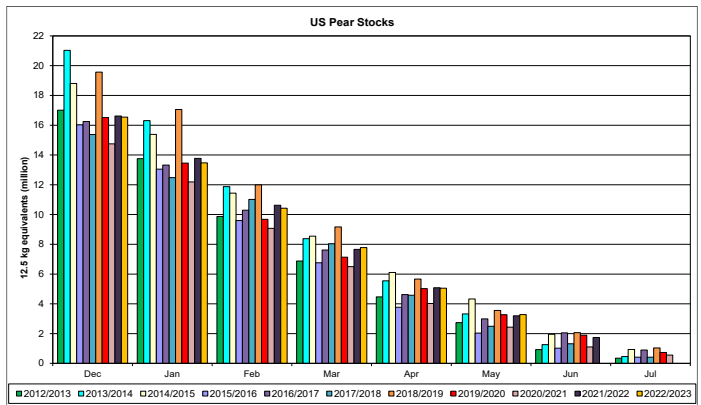
Cultivar	5/1/2023	5/1/2022	Difference
Conference	7,433,909	10,374,113	-28%
Rocha	325,040	2,791,680	-88%
Blanquilla	33,211	10,278	223%
Alexandrina	20,704	15,724	32%
Other	229,027	241,427	-5%
Total	8,041,890	13,433,221	-40%

US Stocks (All units in 12.5 kg carton equivalents)



US Apple			Difference	
MAY'2022	MAY'2023	Average 2018-2022	2023 VS 2022	2023 vs Average
62,803,021	61,335,002	62,707,897	-2%	-2%

Cultivar	5/1/2023	5/1/2022	Difference
Gala	12,342,210	9,044,410	36%
Red Delicious	11,302,641	12,811,556	-12%
Fuji	7,070,789	6,151,506	15%
Granny Smith	6,399,539	10,420,802	-39%
Honeycrisp	5,366,336	7,318,298	-27%
Pink Lady	4,974,587	5,373,755	-7%
Cosmic Crisp	4,433,669	2,781,803	59%
Golden Delicious	2,344,452	2,779,058	-16%
McIntosh	460,379	585,807	-21%
Empire	361,378	278,251	30%
Other	6,279,022	5,257,775	19%
Total	61,335,002	62,803,021	-2%



US Pear			Difference	
MAY'2022	MAY'2023	Average 2018-2022	2023 VS 2022	2023 vs Average
3,196,547	3,277,418	3,113,358	3%	5%

Cultivar	5/1/2023	5/1/2022	Difference
Anjou	2,896,056	2,771,102	5%
Bosc	82,315	94,214	-13%
Red Anjou	298,978	331,229	-10%
Other Winter Varieties	69	2	4200%
TOTAL	3,277,418	3,196,547	3%