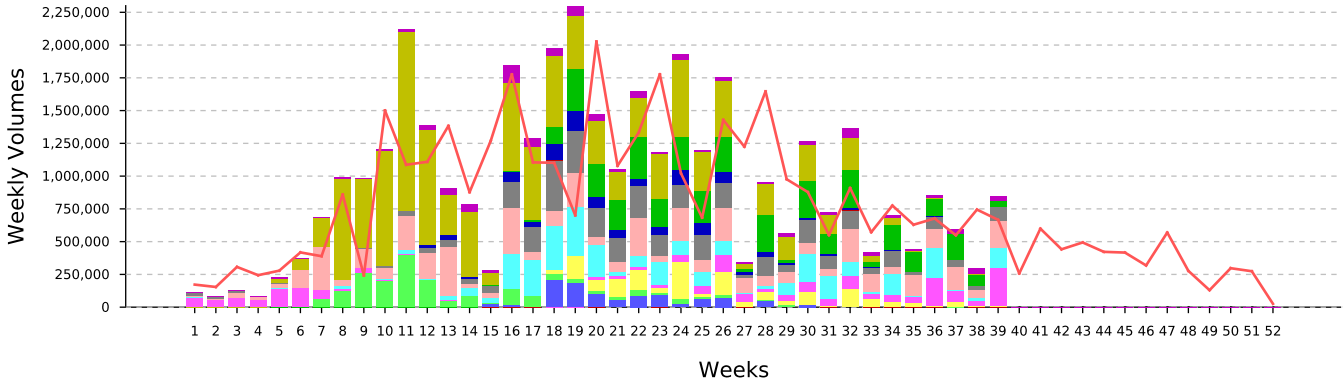


APPLES (12.50 kg Cartons)

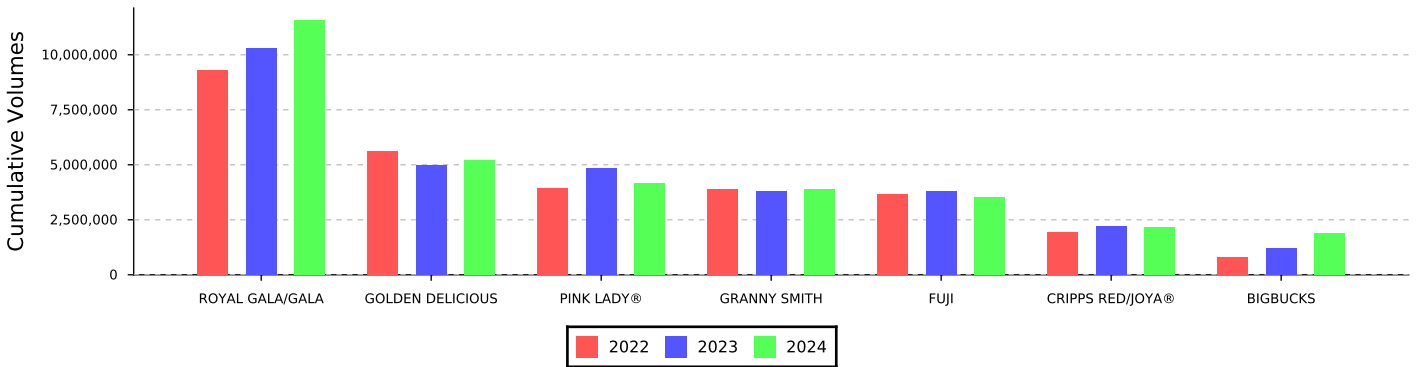
Selected APPLES Varieties Exported



—	2023	■	BRAEBURN	■	BIGBUCKS	■	CRIPPS PINK	■	CRIPPS RED/JOYA®	■	FUJI	■	GOLDEN DELICIOUS	■	GRANNY SMITH	■	LADY IN RED	■	OTHER	■	PINK LADY®
■	ROYAL GALA/GALA	■	TOPRED/STARKING																		

Region	Weekly volumes - Week 39									Cumulative volumes - YTD - week 39							
	2023 Air	2023 Ship	2023 Total	2024 Air	2024 Ship	2024 Total	Diff	%Diff	2023 Air	2023 Ship	2023 Total	2024 Air	2024 Ship	2024 Total	Diff	%Diff	Dist
Africa	0	345,488	345,488	0	299,677	299,677	-45,812	-13%	0	7,900,756	7,900,756	0	7,457,392	7,457,392	-443,363	-6%	20 %
Far East & Asia	0	228,786	228,786	0	502,255	502,255	273,469	120%	0	12,648,335	12,648,335	0	12,300,473	12,300,473	-347,861	-3%	33 %
Middle East	0	8,369	8,369	0	0	0	-8,369	-100%	0	4,187,521	4,187,521	0	4,862,748	4,862,748	675,227	16%	13 %
United Kingdom	0	60,379	60,379	0	20,139	20,139	-40,240	-67%	0	5,431,138	5,431,138	0	5,847,919	5,847,919	416,781	8%	16 %
Europe	0	11,670	11,670	0	3,361	3,361	-8,309	-71%	0	2,953,568	2,953,568	0	3,791,204	3,791,204	837,636	28%	10 %
Indian Ocean	0	8,092	8,092	0	25,316	25,316	17,224	213%	0	664,470	664,470	0	789,158	789,158	124,688	19%	2 %
USA & Canada	0	3,558	3,558	0	0	0	-3,558	-100%	0	430,098	430,098	0	351,701	351,701	-78,397	-18%	1 %
Russian Federation	0	0	0	0	0	0	0		0	897,401	897,401	0	1,976,933	1,976,933	1,079,533	120%	5 %
Other	0	0	0	0	0	0	0		0	3,629	3,629	0	0	0	-3,629	-100%	0 %
Total	0	666,343	666,343	0	850,748	850,748	184,405	28%	0	35,116,914	35,116,914	0	37,377,528	37,377,528	2,260,614	6%	

Major Cultivars Currently Exported

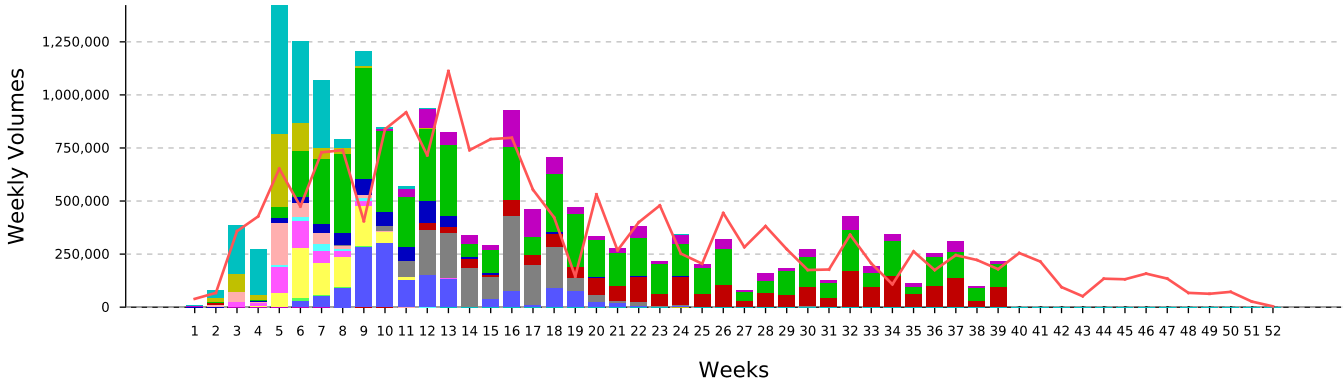


Cumulative volumes - YTD	Africa	Far East & Asia	Middle East	United Kingdom	Europe	Indian Ocean Islands	USA & Canada	Russian Federation	Other	Total
BI-PINK APPLES	1,424,201	85,790	376,258	2,050,548	1,351,650	79,354	0	492,868	0	5,860,668
BI-RED APPLES	1,591,862	7,373,327	3,653,934	1,874,399	1,017,924	253,056	34,225	577,686	0	16,376,413
GREEN APPLES	3,963,662	1,299,146	641,829	1,022,865	1,017,815	244,476	317,476	588,485	0	9,095,754
RED APPLES	477,667	3,542,211	190,726	900,108	403,816	212,272	0	317,894	0	6,044,694
UNDEFINED	0	0	0	0	0	0	0	0	0	0
Total	7,457,392	12,300,473	4,862,748	5,847,919	3,791,204	789,158	351,701	1,976,933	0	37,377,528

Indemnity:
 Agri-hub shall take all reasonable precautions to ensure that any information and data provided by Agri-hub from its information sources are correct. Neither Agri-hub nor any of its directors, employees or information sources take any responsibility for action or losses that might occur as a result of the

PEARS (12.50 kg Cartons)

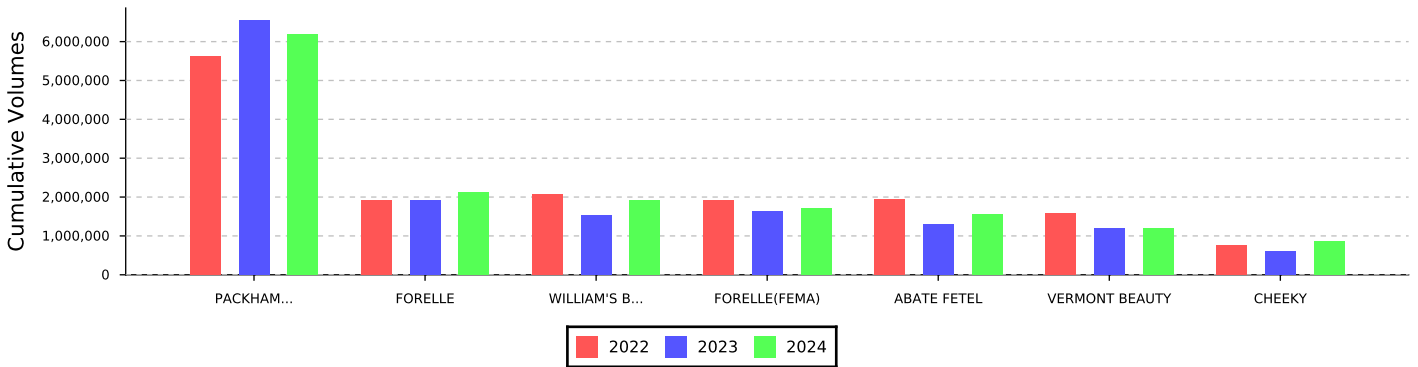
Selected PEARS Varieties Exported



—	ABATE FETEL	BON ROUGE	CHEEKY	CELINA	FLAMINGO	SEMPRE	FORELLE(FEMA)	FORELLE	OTHER	PACKHAM'S TRIUMPH	ROSEMARIE	VERMONT BEAUTY	WILLIAM'S BON CHRETIEN
---	-------------	-----------	--------	--------	----------	--------	---------------	---------	-------	-------------------	-----------	----------------	------------------------

Region	Weekly volumes - Week 39									Cumulative volumes - YTD - week 39								
	2023 Air	2023 Ship	2023 Total	2024 Air	2024 Ship	2024 Total	Diff	%Diff		2023 Air	2023 Ship	2023 Total	2024 Air	2024 Ship	2024 Total	Diff	%Diff	Dist
Europe	0	1,800	1,800	0	0	0	-1,800	-100%		0	5,033,755	5,033,755	0	6,271,811	6,271,811	1,238,055	25%	35 %
Far East & Asia	0	88,628	88,628	0	123,613	123,613	34,985	39%		0	3,673,462	3,673,462	0	3,323,660	3,323,660	-349,802	-10%	19 %
Middle East	0	3,600	3,600	0	45,309	45,309	41,709	1159		0	2,998,068	2,998,068	0	2,952,650	2,952,650	-45,418	-2%	17 %
United Kingdom	0	0	0	0	0	0	0			0	1,182,256	1,182,256	0	1,004,525	1,004,525	-177,731	-15%	6 %
Africa	0	12,515	12,515	0	17,086	17,086	4,571	37%		0	561,728	561,728	0	573,272	573,272	11,544	2%	3 %
USA & Canada	0	0	0	0	0	0	0			0	516,555	516,555	0	549,756	549,756	33,201	6%	3 %
Indian Ocean	0	3,503	3,503	0	7,316	7,316	3,813	109%		0	210,419	210,419	0	273,568	273,568	63,148	30%	2 %
Russian Federation	0	68,992	68,992	0	21,755	21,755	-47,237	-68%		0	2,357,234	2,357,234	0	2,754,597	2,754,597	397,363	17%	16 %
Other	0	0	0	0	0	0	0			0	0	0	0	0	0	0		0 %
Total	0	179,037	179,037	0	215,080	215,080	36,042	20%		0	16,533,477	16,533,477	0	17,703,838	17,703,838	1,170,361	7%	

Major Cultivars Currently Exported



Cumulative volumes - YTD	Europe	Far East & Asia	Middle East	United Kingdom	Africa	USA & Canada	Indian Ocean Islands	Russian Federation	Other	Total
BLUSH PEARS	1,375,319	1,190,365	2,007,322	180,669	108,545	213,978	40,681	747,904	0	5,864,784
BROWN PEARS	1,383,698	878	4,836	52,879	0	76,334	1,156	260,760	0	1,780,541
GREEN PEARS	3,347,016	1,755,765	139,481	657,780	346,227	243,109	194,074	1,652,073	0	8,335,525
LOW BLUSH PEARS	165,778	376,651	801,011	113,197	118,500	16,335	37,656	93,860	0	1,722,989
UNDEFINED	0	0	0	0	0	0	0	0	0	0
Total	6,271,811	3,323,660	2,952,650	1,004,525	573,272	549,756	273,568	2,754,597	0	17,703,838

Indemnity:
 Agri-hub shall take all reasonable precautions to ensure that any information and data provided by Agri-hub from its information sources are correct. Neither Agri-hub nor any of its directors, employees or information sources take any responsibility for action or losses that might occur as a result of the

Glossary of Key Terms

Actual Cartons (ActCtn)

- Number of cartons that are on a pallet as provided by data source. (The number cartons can differ depending on the pack type code e.g. J60B has 2 cartons, and A15C has 80 cartons)

Country of Origin

- Reports are based on South African exports only. The country of origin code in the data source is ZA.

Equivalent Cartons (EqvCtns)

- The net mass provided by the data source, divided by the standard mass as per commodity.
- Nett mass is validated to be within certain tolerance based on pack type codes. e.g. Grapes standard mass is 4.5 kg where the Oranges are 15kg and Grapefruit is at 17kg

Pallet Quantity (Plt_Qty)

- The Pallet Quantity provided by data source. No distinction is made between pallet types

Port Of Loading (POL)

- Port of Loading

Shipped Date

- Shipped date is the sail date from the Port of Loading for the vessel.
- Pomefruit & Stonefruit - Shipped Date / Export Week is the date of the last South African port of loading
- (Initially the shipped date is received from the data source.
The vessel sail date is updated according to Marine traffic and Transnet to use the actual shipped dates)

Shipped_week

- The week of the year, starting on a Monday, derived from the shipped date.
- Pome and Stone fruit use Shipped_week_za in this field.

Shipped_week_pol

- The week of the year, starting on a Monday, derived from the shipped date when the vessel left the port.

Shipped_week_za

- The week of the year, starting on a Monday, derived from the shipped date when the vessel left the last South African POL. (NOT the port the container was loaded in)

Glossary of Key Terms

Year To Date (YTD)

- Year To Date (YTD) Data for the current season. The season dates are managed on commodity level.