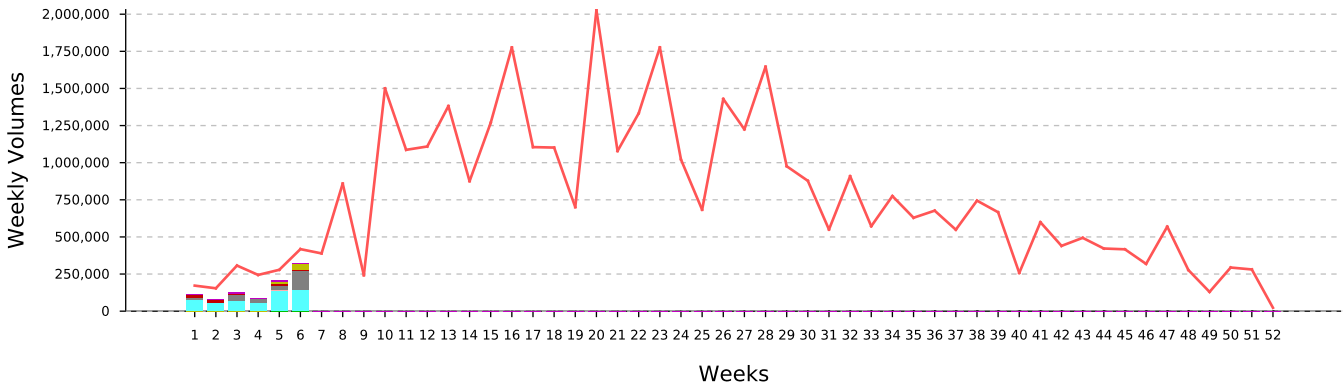


### APPLES (12.50 kg Cartons )

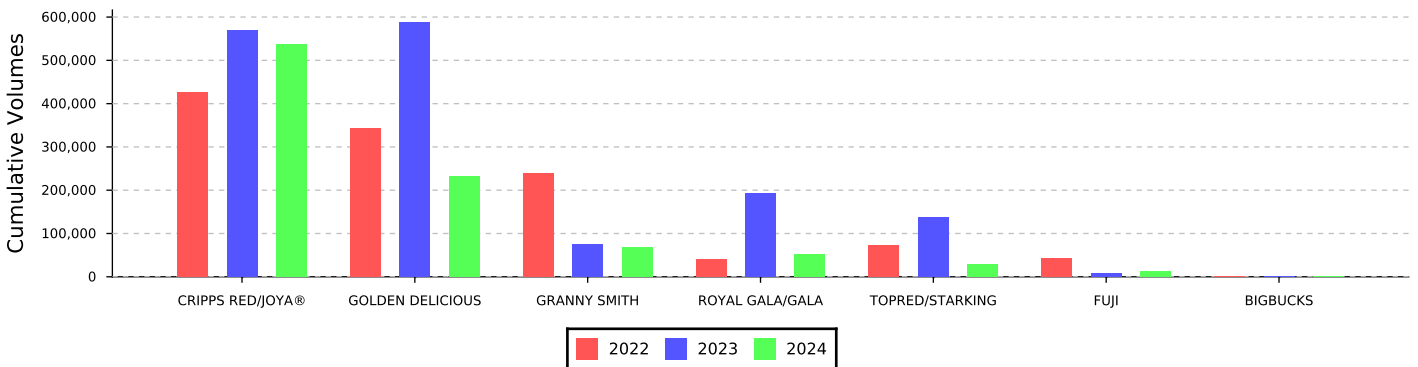
Selected APPLES Varieties Exported



—	2023	BRAEBURN	BIGBUCKS	CRIPPS PINK/PINK LADY®	CRIPPS PINK	CRIPPS RED/JOYA®	FUJI	GOLDEN DELICIOUS	GRANNY SMITH	OTHER
■	PINK LADY® (CRIPPS PINK)	ROYAL GALA/GALA	TOPRED/STARKING							

Region	Weekly volumes - Week 6									Cumulative volumes - YTD - week 6								
	2023 Air	2023 Ship	2023 Total	2024 Air	2024 Ship	2024 Total	Diff	%Diff		2023 Air	2023 Ship	2023 Total	2024 Air	2024 Ship	2024 Total	Diff	%Diff	Dist
Africa	0	260,000	260,000	0	204,203	204,203	-55,797	-21%		0	1,015,016	1,015,016	0	539,635	539,635	-475,381	-47%	58 %
Far East & Asia	0	116,934	116,934	0	106,480	106,480	-10,454	-9%		0	427,759	427,759	0	343,986	343,986	-83,773	-20%	37 %
Middle East	0	19,664	19,664	0	10,380	10,380	-9,284	-47%		0	48,319	48,319	0	27,816	27,816	-20,503	-42%	3 %
United Kingdom	0	0	0	0	3,287	3,287	3,287	%		0	0	0	0	3,287	3,287	3,287	%	0 %
Europe	0	0	0	0	0	0	0			0	1,641	1,641	0	0	0	-1,641	-100%	0 %
Indian Ocean	0	19,469	19,469	0	0	0	-19,469	-100%		0	66,336	66,336	0	21,220	21,220	-45,116	-68%	2 %
USA & Canada	0	0	0	0	0	0	0			0	13,245	13,245	0	0	0	-13,245	-100%	0 %
Russian Federation	0	1,717	1,717	0	572	572	-1,145	-67%		0	1,717	1,717	0	572	572	-1,145	-67%	0 %
Other	0	0	0	0	0	0	0			0	0	0	0	0	0	0		0 %
<b>Total</b>	<b>0</b>	<b>417,783</b>	<b>417,783</b>	<b>0</b>	<b>324,922</b>	<b>324,922</b>	<b>-92,861</b>	<b>-22%</b>		<b>0</b>	<b>1,574,033</b>	<b>1,574,033</b>	<b>0</b>	<b>936,517</b>	<b>936,517</b>	<b>-637,516</b>	<b>-41%</b>	

Major Cultivars Currently Exported

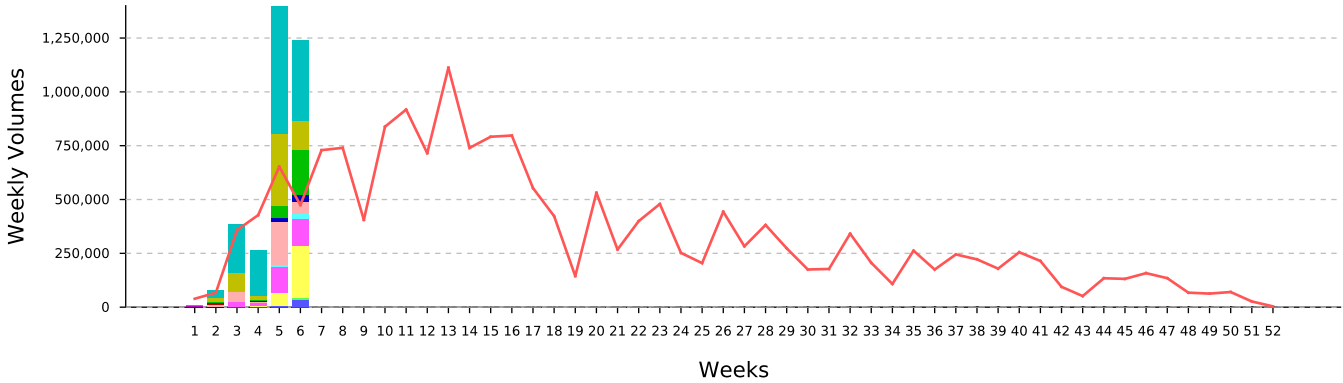


Cumulative volumes - YTD	Africa	Far East & Asia	Middle East	United Kingdom	Europe	Indian Ocean Islands	USA & Canada	Russian Federation	Other	Total
BI-PINK APPLES	2,672	32	0	0	0	0	0	0	0	2,704
BI-RED APPLES	292,597	266,562	25,047	0	0	6,114	0	0	0	590,320
GREEN APPLES	223,540	64,686	2,597	3,287	0	6,510	0	572	0	301,193
RED APPLES	20,826	12,706	172	0	0	8,595	0	0	0	42,300
UNDEFINED	0	0	0	0	0	0	0	0	0	0
<b>Total</b>	<b>539,635</b>	<b>343,986</b>	<b>27,816</b>	<b>3,287</b>	<b>0</b>	<b>21,220</b>	<b>0</b>	<b>572</b>	<b>0</b>	<b>936,517</b>

**Indemnity:**  
 Agri-hub shall take all reasonable precautions to ensure that any information and data provided by Agri-hub from its information sources are correct. Neither Agri-hub nor any of its directors, employees or information sources take any responsibility for action or losses that might occur as a result of the

### PEARS (12.50 kg Cartons )

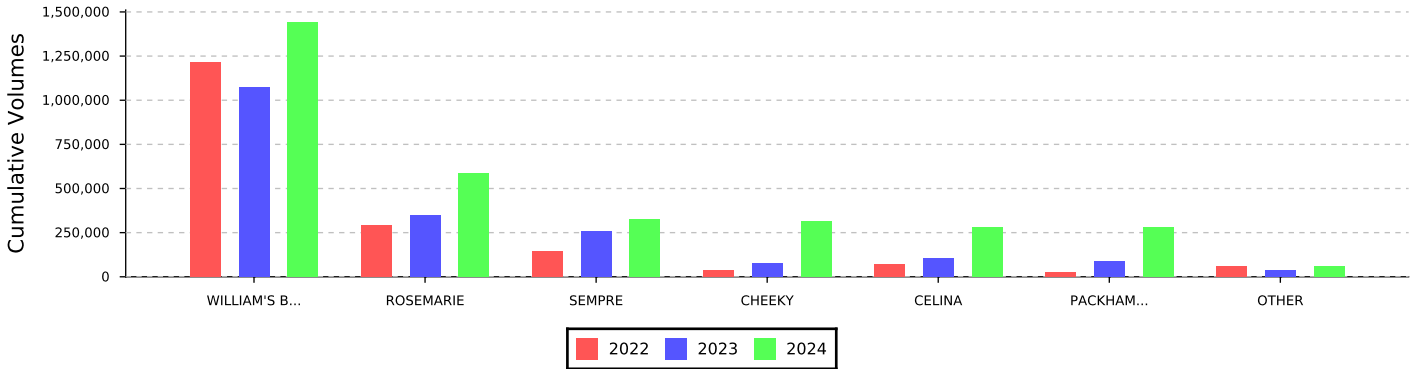
Selected PEARS Varieties Exported



—	ABATE FETEL	BON ROUGE	CHEEKY	CELINA	FLAMINGO	SEMPRE	FORELLE(FEMA)	FORELLE	OTHER	PACKHAM'S TRIUMPH	ROSEMARIE	VERMONT BEAUTY	WILLIAM'S BON CHRETIEN
---	-------------	-----------	--------	--------	----------	--------	---------------	---------	-------	-------------------	-----------	----------------	------------------------

Region	Weekly volumes - Week 6									Cumulative volumes - YTD - week 6								
	2023 Air	2023 Ship	2023 Total	2024 Air	2024 Ship	2024 Total	Diff	%Diff		2023 Air	2023 Ship	2023 Total	2024 Air	2024 Ship	2024 Total	Diff	%Diff	Dist
Europe	0	81,556	81,556	0	461,087	461,087	379,531	465%		0	563,820	563,820	0	1,169,067	1,169,067	605,247	107%	35 %
Far East & Asia	0	71,571	71,571	0	154,609	154,609	83,038	116%		0	252,925	252,925	0	416,563	416,563	163,638	65%	12 %
Middle East	0	271,284	271,284	0	213,105	213,105	-58,179	-21%		0	613,697	613,697	0	890,980	890,980	277,283	45%	26 %
United Kingdom	0	15,506	15,506	0	42,857	42,857	27,350	176%		0	49,523	49,523	0	107,184	107,184	57,661	116%	3 %
Africa	0	20,148	20,148	0	18,394	18,394	-1,755	-9%		0	59,952	59,952	0	42,584	42,584	-17,367	-29%	1 %
USA & Canada	0	0	0	0	65,477	65,477	65,477	%		0	113,627	113,627	0	126,906	126,906	13,279	12%	4 %
Indian Ocean	0	7,383	7,383	0	0	0	-7,383	-100%		0	26,466	26,466	0	17,717	17,717	-8,749	-33%	1 %
Russian Federation	0	6,979	6,979	0	281,531	281,531	274,552	3934		0	338,640	338,640	0	599,541	599,541	260,901	77%	18 %
Other	0	0	0	0	0	0	0			0	0	0	0	0	0	0		0 %
<b>Total</b>	<b>0</b>	<b>474,427</b>	<b>474,427</b>	<b>0</b>	<b>1,237,059</b>	<b>1,237,059</b>	<b>762,632</b>	<b>161%</b>		<b>0</b>	<b>2,018,648</b>	<b>2,018,648</b>	<b>0</b>	<b>3,370,541</b>	<b>3,370,541</b>	<b>1,351,893</b>	<b>67%</b>	

Major Cultivars Currently Exported



Cumulative volumes - YTD	Europe	Far East & Asia	Middle East	United Kingdom	Africa	USA & Canada	Indian Ocean Islands	Russian Federation	Other	Total
BLUSH PEARS	305,525	167,591	545,968	45,508	7,237	8,856	3,410	140,187	0	1,224,281
BROWN PEARS	26,751	0	0	0	0	0	0	9,341	0	36,092
GREEN PEARS	812,499	198,839	100,583	58,559	29,002	118,050	10,956	430,000	0	1,758,488
LOW BLUSH PEARS	24,292	50,133	244,429	3,117	6,345	0	3,351	20,012	0	351,680
UNDEFINED	0	0	0	0	0	0	0	0	0	0
<b>Total</b>	<b>1,169,067</b>	<b>416,563</b>	<b>890,980</b>	<b>107,184</b>	<b>42,584</b>	<b>126,906</b>	<b>17,717</b>	<b>599,541</b>	<b>0</b>	<b>3,370,541</b>

**Indemnity:**  
Agri-hub shall take all reasonable precautions to ensure that any information and data provided by Agri-hub from its information sources are correct. Neither Agri-hub nor any of its directors, employees or information sources take any responsibility for action or losses that might occur as a result of the

## Glossary of Key Terms

### Actual Cartons (ActCtn)

- Number of cartons that are on a pallet as provided by data source. (The number cartons can differ depending on the pack type code e.g. J60B has 2 cartons, and A15C has 80 cartons)

### Country of Origin

- Reports are based on South African exports only. The country of origin code in the data source is ZA.

### Equivalent Cartons (EqvCtns)

- The net mass provided by the data source, divided by the standard mass as per commodity.
- Nett mass is validated to be within certain tolerance based on pack type codes. e.g. Grapes standard mass is 4.5 kg where the Oranges are 15kg.

### Pallet Quantity (Plt\_Qty)

- The Pallet Quantity provided by data source. No distinction is made between pallet types

### Port Of Loading (POL)

- Port of Loading

### Shipped Date

- Shipped date is the sail date from the Port of Loading for the vessel.
- Pomefruit & Stonefruit - Shipped Date / Export Week is the date of the last South African port of loading
- ( Initially the shipped date is received from the data source.  
The vessel sail date is updated according to Marine traffic and Transnet to use the actual shipped dates )

### Shipped\_week

- The week of the year, starting on a Monday, derived from the shipped date.
- Pome and Stone fruit use Shipped\_week\_za in this field.

### Shipped\_week\_pol

- The week of the year, starting on a Monday, derived from the shipped date when the vessel left the port.

### Shipped\_week\_za

- The week of the year, starting on a Monday, derived from the shipped date when the vessel left the last South African POL. (NOT the port the container was loaded in)

## Glossary of Key Terms

### Year To Date (YTD)

- Year To Date (YTD) Data for the current season. The season dates are managed on commodity level.