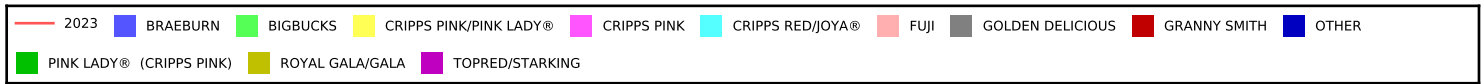
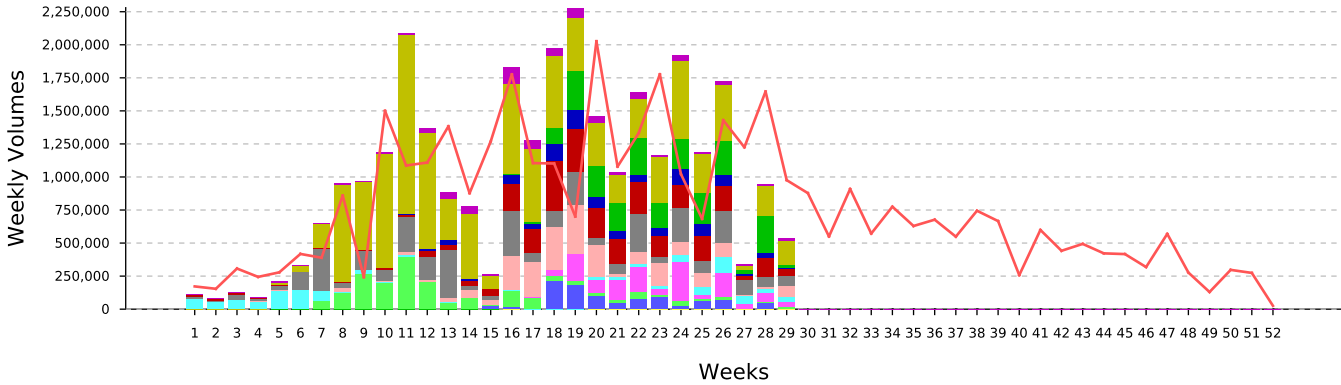


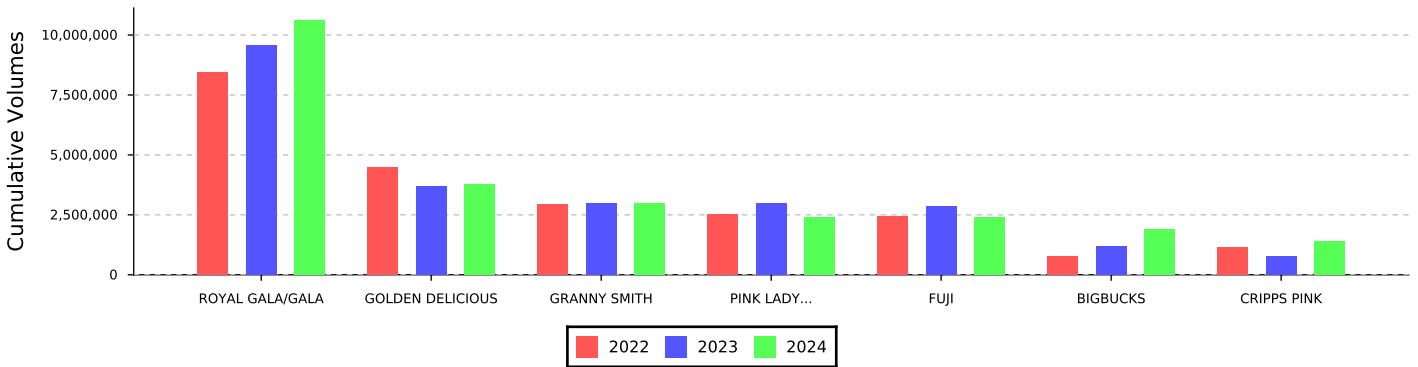
### APPLES (12.50 kg Cartons )

Selected APPLES Varieties Exported



Region	Weekly volumes - Week 29									Cumulative volumes - YTD - week 29								
	2023 Air	2023 Ship	2023 Total	2024 Air	2024 Ship	2024 Total	Diff	%Diff		2023 Air	2023 Ship	2023 Total	2024 Air	2024 Ship	2024 Total	Diff	%Diff	Dist
Africa	0	99,813	99,813	0	126,502	126,502	26,689	27%		0	5,532,207	5,532,207	0	5,093,565	5,093,565	-438,642	-8%	17 %
Far East & Asia	0	268,157	268,157	0	244,782	244,782	-23,375	-9%		0	10,535,236	10,535,236	0	9,723,877	9,723,877	-811,359	-8%	33 %
Middle East	0	45,757	45,757	0	103,608	103,608	57,852	126%		0	3,427,187	3,427,187	0	4,049,375	4,049,375	622,188	18%	14 %
United Kingdom	0	346,599	346,599	0	9,330	9,330	-337,26	-97%		0	4,408,706	4,408,706	0	4,648,016	4,648,016	239,310	5%	16 %
Europe	0	146,215	146,215	0	198	198	-146,01	-100%		0	2,507,678	2,507,678	0	3,165,764	3,165,764	658,086	26%	11 %
Indian Ocean	0	23,342	23,342	0	8,088	8,088	-15,253	-65%		0	496,310	496,310	0	571,320	571,320	75,010	15%	2 %
USA & Canada	0	243	243	0	3,983	3,983	3,740	1542		0	403,632	403,632	0	312,869	312,869	-90,763	-22%	1 %
Russian Federation	0	45,866	45,866	0	39,103	39,103	-6,763	-15%		0	852,502	852,502	0	1,834,402	1,834,402	981,900	115%	6 %
Other	0	0	0	0	0	0	0			0	3,629	3,629	0	0	0	-3,629	-100%	0 %
<b>Total</b>	<b>0</b>	<b>975,990</b>	<b>975,990</b>	<b>0</b>	<b>535,594</b>	<b>535,594</b>	<b>-440,396</b>	<b>-45%</b>		<b>0</b>	<b>28,167,088</b>	<b>28,167,088</b>	<b>0</b>	<b>29,399,189</b>	<b>29,399,189</b>	<b>1,232,101</b>	<b>4%</b>	

Major Cultivars Currently Exported

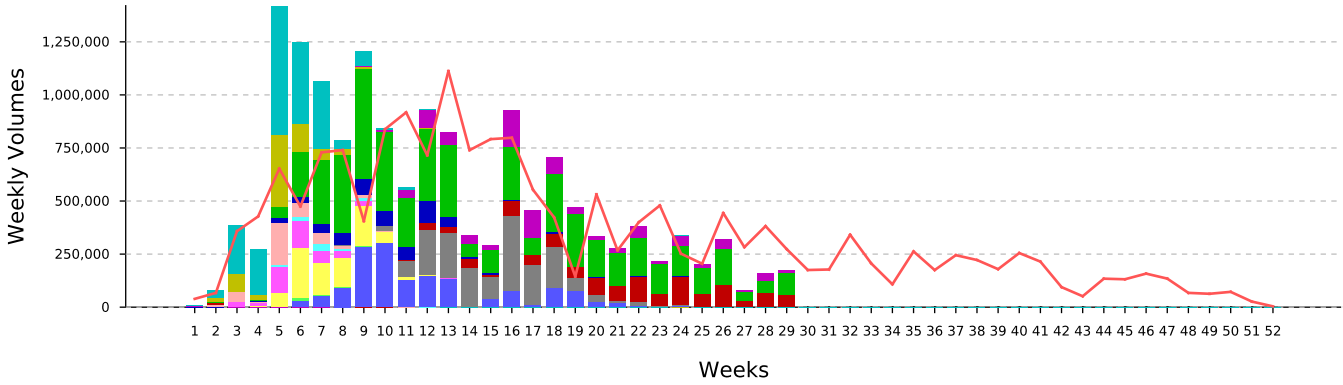


Cumulative volumes - YTD	Africa	Far East & Asia	Middle East	United Kingdom	Europe	Indian Ocean Islands	USA & Canada	Russian Federation	Other	Total
BI-PINK APPLES	862,613	74,412	217,844	1,248,305	858,958	48,039	0	477,087	0	3,787,258
BI-RED APPLES	1,172,504	6,349,170	3,267,518	1,772,277	1,008,866	216,229	33,252	565,120	0	14,384,936
GREEN APPLES	2,764,849	836,295	466,984	793,652	920,314	163,784	279,617	527,467	0	6,752,963
RED APPLES	293,599	2,464,000	97,029	833,783	377,626	143,197	0	264,728	0	4,473,961
UNDEFINED	0	0	0	0	0	72	0	0	0	72
<b>Total</b>	<b>5,093,565</b>	<b>9,723,877</b>	<b>4,049,375</b>	<b>4,648,016</b>	<b>3,165,764</b>	<b>571,320</b>	<b>312,869</b>	<b>1,834,402</b>	<b>0</b>	<b>29,399,189</b>

**Indemnity:**  
 Agri-hub shall take all reasonable precautions to ensure that any information and data provided by Agri-hub from its information sources are correct. Neither Agri-hub nor any of its directors, employees or information sources take any responsibility for action or losses that might occur as a result of the

## PEARS (12.50 kg Cartons )

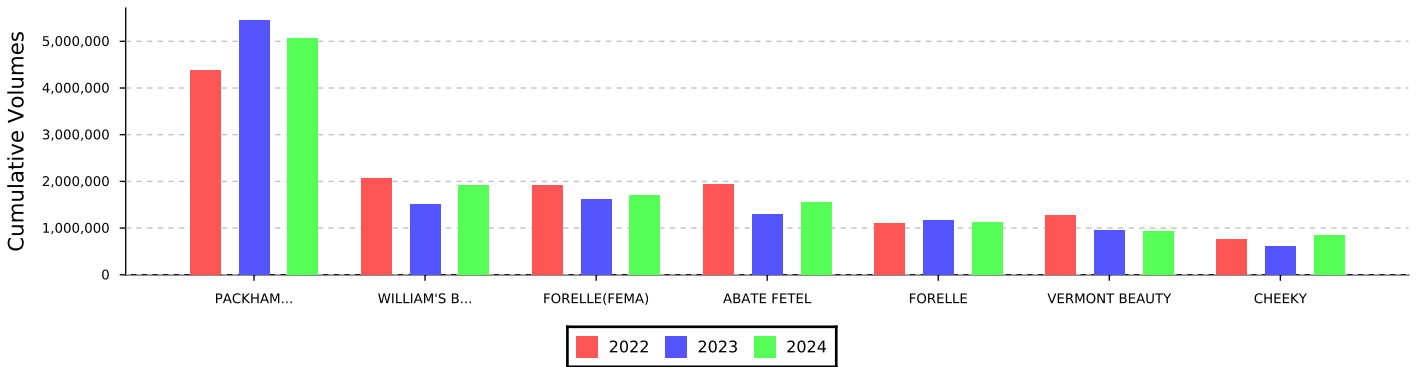
Selected PEARS Varieties Exported



—	ABATE FETEL	BON ROUGE	CHEEKY	CELINA	FLAMINGO	SEMPRE	FORELLE(FEMA)	FORELLE	OTHER	PACKHAM'S TRIUMPH	ROSEMARIE	VERMONT BEAUTY	WILLIAM'S BON CHRETIEN
---	-------------	-----------	--------	--------	----------	--------	---------------	---------	-------	-------------------	-----------	----------------	------------------------

Region	Weekly volumes - Week 29									Cumulative volumes - YTD - week 29								
	2023 Air	2023 Ship	2023 Total	2024 Air	2024 Ship	2024 Total	Diff	%Diff		2023 Air	2023 Ship	2023 Total	2024 Air	2024 Ship	2024 Total	Diff	%Diff	Dist
Europe	0	32,460	32,460	0	732	732	-31,728	-98%		0	5,017,201	5,017,201	0	6,246,314	6,246,314	1,229,113	24%	41 %
Far East & Asia	0	67,466	67,466	0	65,854	65,854	-1,612	-2%		0	2,754,541	2,754,541	0	2,373,265	2,373,265	-381,276	-14%	16 %
Middle East	0	27,700	27,700	0	28,160	28,160	461	2%		0	2,468,705	2,468,705	0	2,333,733	2,333,733	-134,971	-5%	15 %
United Kingdom	0	56,422	56,422	0	0	0	-56,422	-100%		0	1,121,036	1,121,036	0	941,430	941,430	-179,606	-16%	6 %
Africa	0	8,708	8,708	0	17,857	17,857	9,148	105%		0	429,604	429,604	0	421,682	421,682	-7,922	-2%	3 %
USA & Canada	0	9,100	9,100	0	8,062	8,062	-1,038	-11%		0	499,175	499,175	0	529,171	529,171	29,996	6%	3 %
Indian Ocean	0	2,616	2,616	0	11,384	11,384	8,769	335%		0	150,836	150,836	0	213,545	213,545	62,709	42%	1 %
Russian Federation	0	68,943	68,943	0	39,292	39,292	-29,652	-43%		0	2,001,403	2,001,403	0	2,231,456	2,231,456	230,053	11%	15 %
Other	0	0	0	0	0	0	0			0	0	0	0	0	0	0		0 %
<b>Total</b>	<b>0</b>	<b>273,415</b>	<b>273,415</b>	<b>0</b>	<b>171,341</b>	<b>171,341</b>	<b>-102,074</b>	<b>-37%</b>		<b>0</b>	<b>14,442,501</b>	<b>14,442,501</b>	<b>0</b>	<b>15,290,597</b>	<b>15,290,597</b>	<b>848,096</b>	<b>6%</b>	

Major Cultivars Currently Exported



Cumulative volumes - YTD	Europe	Far East & Asia	Middle East	United Kingdom	Africa	USA & Canada	Indian Ocean Islands	Russian Federation	Other	Total
BLUSH PEARS	1,364,253	837,085	1,551,733	174,478	85,721	197,447	37,962	614,522	0	4,863,201
BROWN PEARS	1,384,916	878	4,836	52,879	0	76,334	1,156	260,423	0	1,781,422
GREEN PEARS	3,331,972	1,236,681	123,843	603,429	250,048	240,855	140,121	1,269,036	0	7,195,986
LOW BLUSH PEARS	165,173	298,621	653,321	110,644	85,914	14,535	34,306	87,474	0	1,449,988
UNDEFINED	0	0	0	0	0	0	0	0	0	0
<b>Total</b>	<b>6,246,314</b>	<b>2,373,265</b>	<b>2,333,733</b>	<b>941,430</b>	<b>421,682</b>	<b>529,171</b>	<b>213,545</b>	<b>2,231,456</b>	<b>0</b>	<b>15,290,597</b>

**Indemnity:**  
 Agri-hub shall take all reasonable precautions to ensure that any information and data provided by Agri-hub from its information sources are correct. Neither Agri-hub nor any of its directors, employees or information sources take any responsibility for action or losses that might occur as a result of the

## Glossary of Key Terms

### Actual Cartons (ActCtn)

- Number of cartons that are on a pallet as provided by data source. (The number cartons can differ depending on the pack type code e.g. J60B has 2 cartons, and A15C has 80 cartons)

### Country of Origin

- Reports are based on South African exports only. The country of origin code in the data source is ZA.

### Equivalent Cartons (EqvCtns)

- The net mass provided by the data source, divided by the standard mass as per commodity.
- Nett mass is validated to be within certain tolerance based on pack type codes. e.g. Grapes standard mass is 4.5 kg where the Oranges are 15kg and Grapefruit is at 17kg

### Pallet Quantity (Plt\_Qty)

- The Pallet Quantity provided by data source. No distinction is made between pallet types

### Port Of Loading (POL)

- Port of Loading

### Shipped Date

- Shipped date is the sail date from the Port of Loading for the vessel.
- Pomefruit & Stonefruit - Shipped Date / Export Week is the date of the last South African port of loading
- ( Initially the shipped date is received from the data source.  
The vessel sail date is updated according to Marine traffic and Transnet to use the actual shipped dates )

### Shipped\_week

- The week of the year, starting on a Monday, derived from the shipped date.
- Pome and Stone fruit use Shipped\_week\_za in this field.

### Shipped\_week\_pol

- The week of the year, starting on a Monday, derived from the shipped date when the vessel left the port.

### Shipped\_week\_za

- The week of the year, starting on a Monday, derived from the shipped date when the vessel left the last South African POL. (NOT the port the container was loaded in)

## Glossary of Key Terms

### Year To Date (YTD)

- Year To Date (YTD) Data for the current season. The season dates are managed on commodity level.