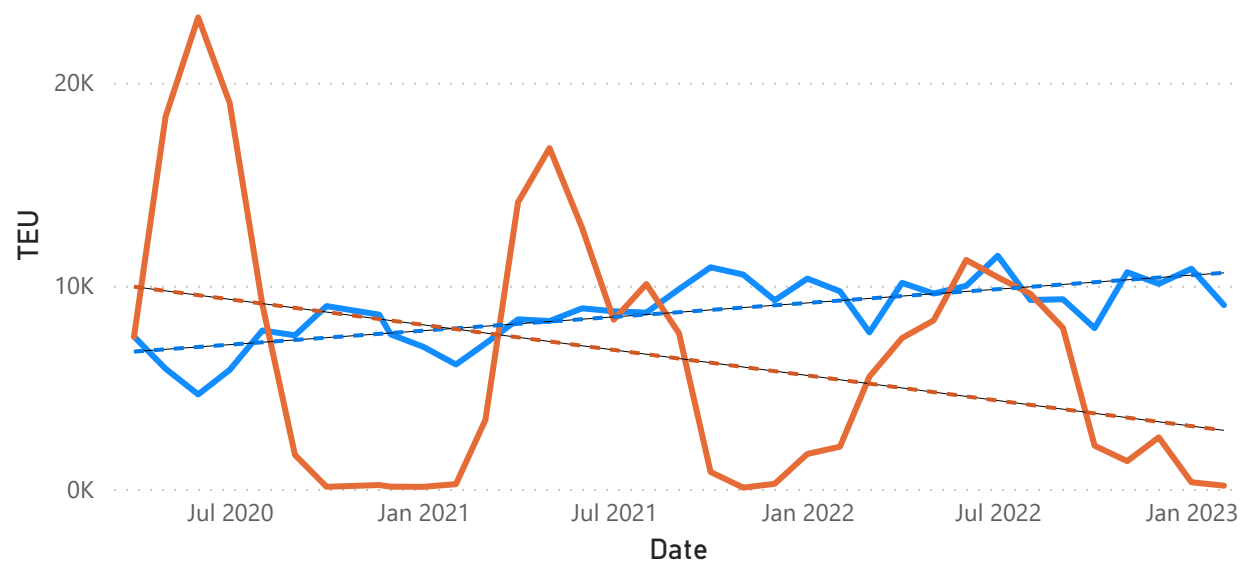


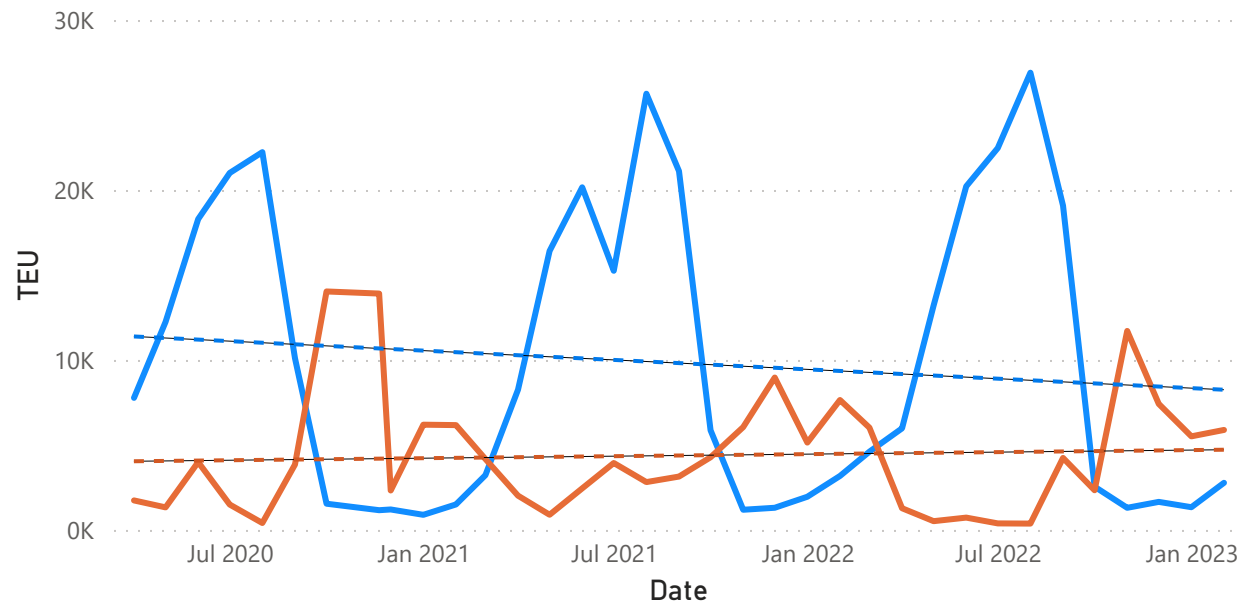
DUR Reefer Import TEU by Freight Kind | Last 36 Months

Freight Kind ● FCL ● MTY



DUR Reefer Export TEU by Freight Kind | Last 36 Months

Freight Kind ● FCL ● MTY



South African Reefer Container Volume Report - Supplemental



TPT Data

Feb 2023

Month	February				
Freight Kind	TEU	MoM%	YoY%	YTD TEU	YTD YoY%
FCL	9 042	-16.58%	-7.03%	19 881	-0.97%
MTY	160	-51.37%	-92.30%	489	-87.13%
Total	9 202	-17.60%	-22.04%	20 370	-14.68%

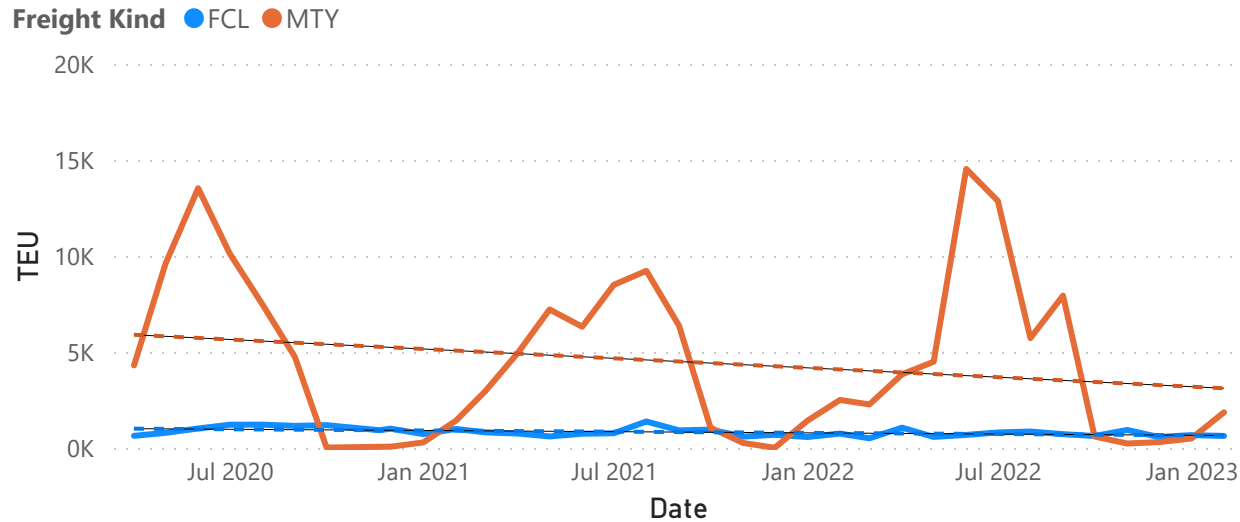
Month	February				
Freight Kind	TEU	MoM%	YoY%	YTD TEU	YTD YoY%
FCL	2 773	107.40%	-12.66%	4 110	-19.85%
MTY	5 883	6.69%	-23.06%	11 397	-10.86%
Total	8 656	26.35%	-20.01%	15 507	-13.43%

All data provided is the sole property of Linernet and onward use or distribution is not permitted without approval.

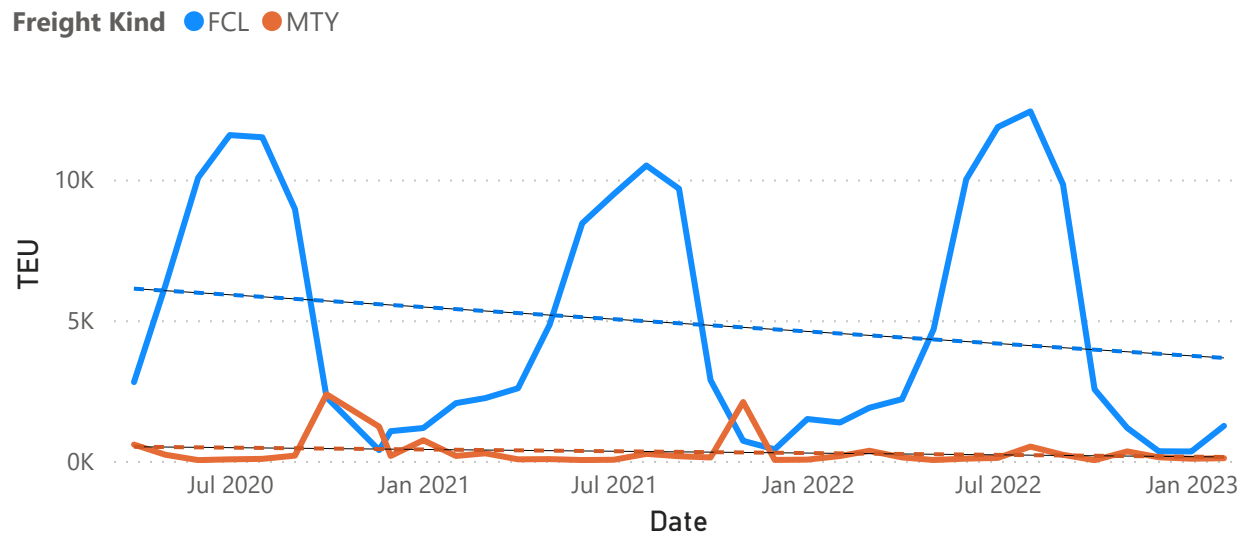
South African Reefer Container Volume Report - Supplemental TPT Data



NGQ&PLZ Reefer Import TEU by Freight Kind | Last 36 Months



NGQ&PLZ Reefer Export TEU by Freight Kind | Last 36 Months



Month	February				
Freight Kind	TEU	MoM%	YoY%	YTD TEU	YTD YoY%
FCL	623	-6.74%	-16.26%	1 291	-1.45%
MTY	1 856	278.78%	-25.70%	2 346	-40.06%
Total	2 479	114.08%	-23.53%	3 637	-30.38%

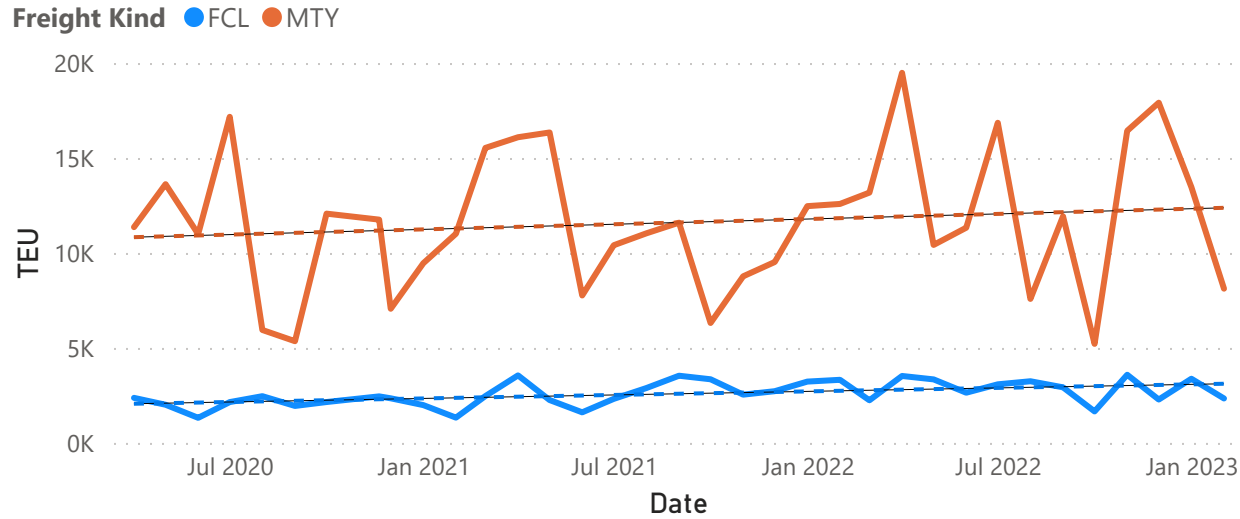
Month	February				
Freight Kind	TEU	MoM%	YoY%	YTD TEU	YTD YoY%
FCL	1 245	271.64%	-8.72%	1 580	-44.62%
MTY	96	11.63%	-45.14%	182	-17.27%
Total	1 341	218.53%	-12.87%	1 762	-42.66%

All data provided is the sole property of Linernet and onward use or distribution is not permitted without approval.

South African Reefer Container Volume Report - Supplemental TPT Data

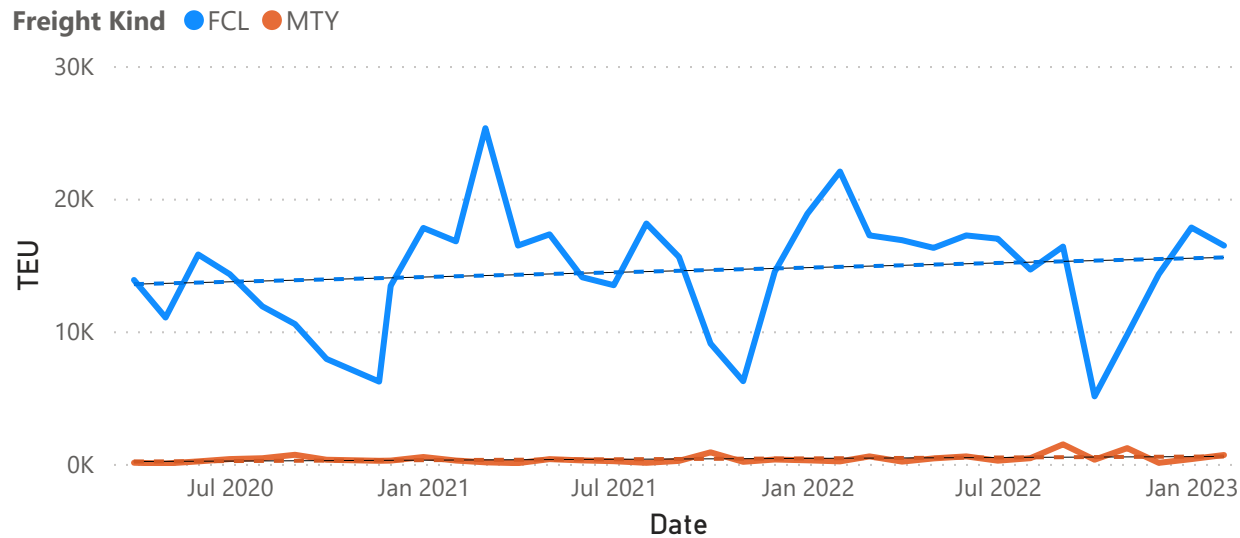


CPT Reefer Import TEU by Freight Kind | Last 36 Months



Month	February				
Freight Kind	TEU	MoM%	YoY%	YTD TEU	YTD YoY%
FCL	2 340	-30.77%	-29.41%	5 720	-12.59%
MTY	8 120	-39.70%	-35.46%	21 586	-13.81%
Total	10 460	-37.91%	-34.20%	27 306	-13.56%

CPT Reefer Export TEU by Freight Kind | Last 36 Months



Month	February				
Freight Kind	TEU	MoM%	YoY%	YTD TEU	YTD YoY%
FCL	16 461	-7.64%	-25.33%	34 283	-16.18%
MTY	671	80.38%	247.67%	1 043	124.78%
Total	17 132	-5.84%	-22.96%	35 326	-14.60%

All data provided is the sole property of Linernet and onward use or distribution is not permitted without approval.