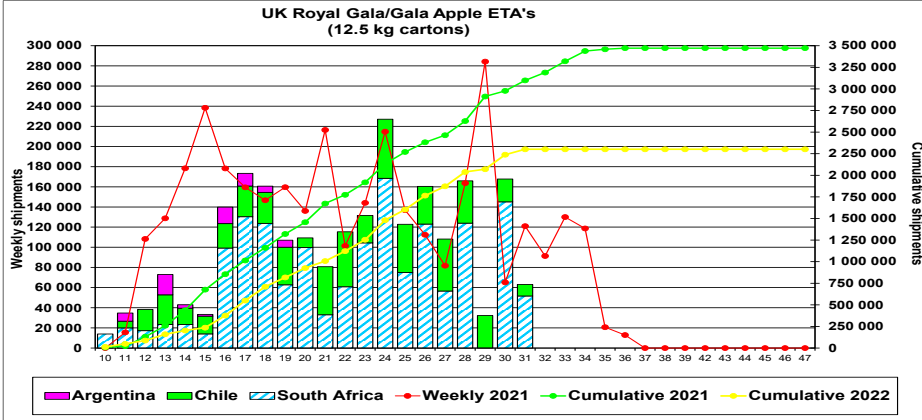


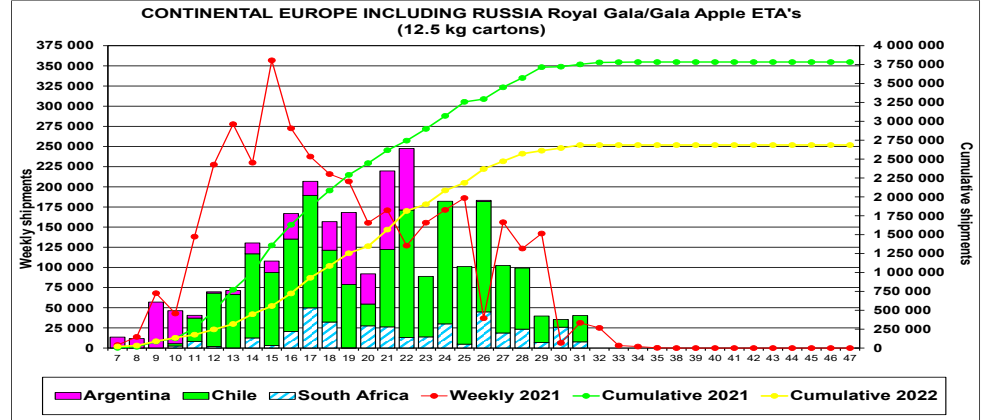


### ROYAL GALA/GALA United Kingdom



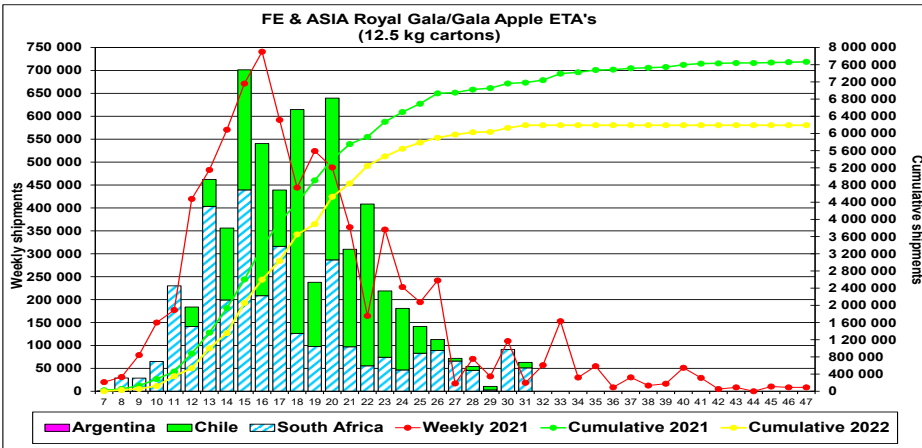
Weekly volumes	2021	2022	Difference	
ETA 31	120 959	63 101	-57 859	-48%
Cumulative volumes				
ETA WEEK 1 - 31	3 098 164	2 301 311	-796 852	-26%

### ROYAL GALA/GALA Continental Europe (including Russia)



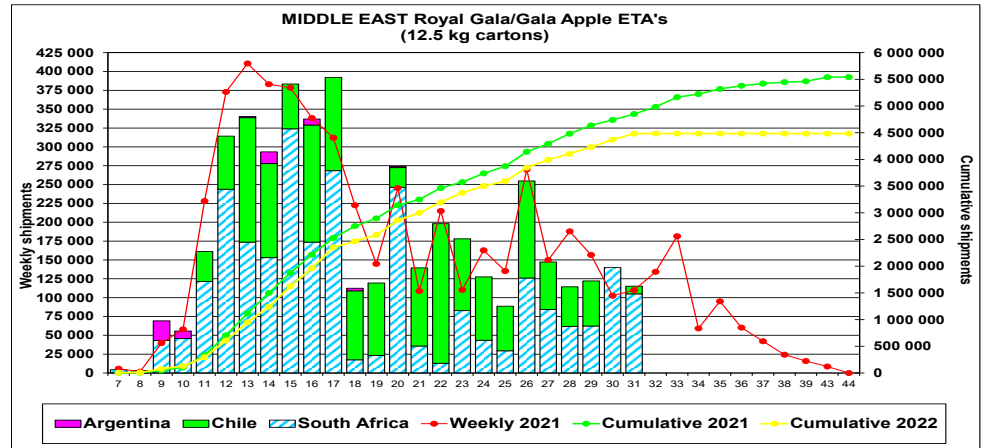
Weekly volumes	2021	2022	Difference	
ETA 31	31 241	40 344	9 103	29%
Cumulative volumes				
ETA WEEK 1 - 31	3 753 717	2 686 679	-1 067 038	-28%

### ROYAL GALA/GALA FE & ASIA



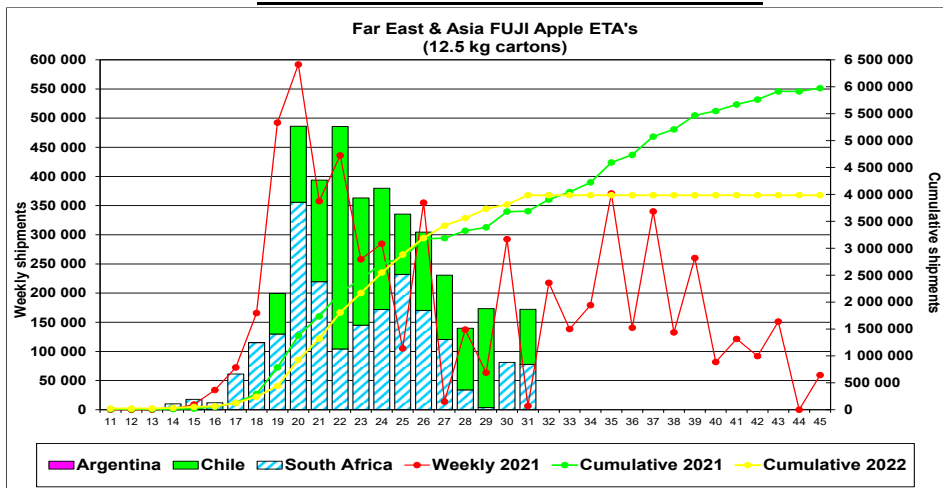
Weekly volumes	2021	2022	Difference	
ETA 31	18 772	63 124	44 351	236%
Cumulative volumes				
ETA WEEK 1 - 31	7 183 424	6 192 690	-990 735	-14%

### ROYAL GALA/GALA MIDDLE EAST



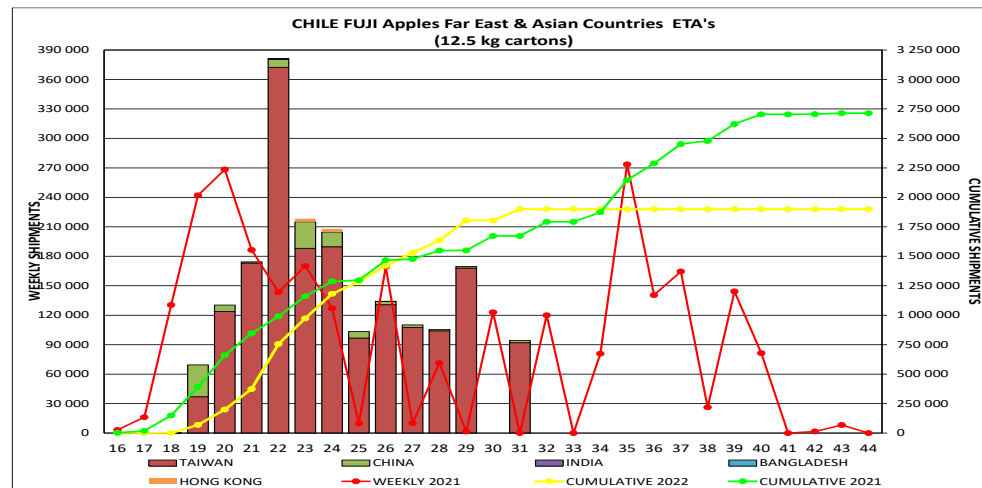
Weekly volumes	2021	2022	Difference	
ETA 31	109 860	115 165	5 306	5%
Cumulative volumes				
ETA WEEK 1 - 31	4 849 875	4 485 164	-364 711	-8%

## FAR EAST & ASIA—FUJI EXPORTS



Weekly volumes	2021	2022	Difference	
ETA 31	6 459	172 154	165 695	2565%
<b>Cumulative volumes</b>				
ETA WEEK 1 - 31	3 687 641	3 985 683	298 042	8%

## CHILE FUJI EXPORTS—FE & ASIAN COUNTRIES

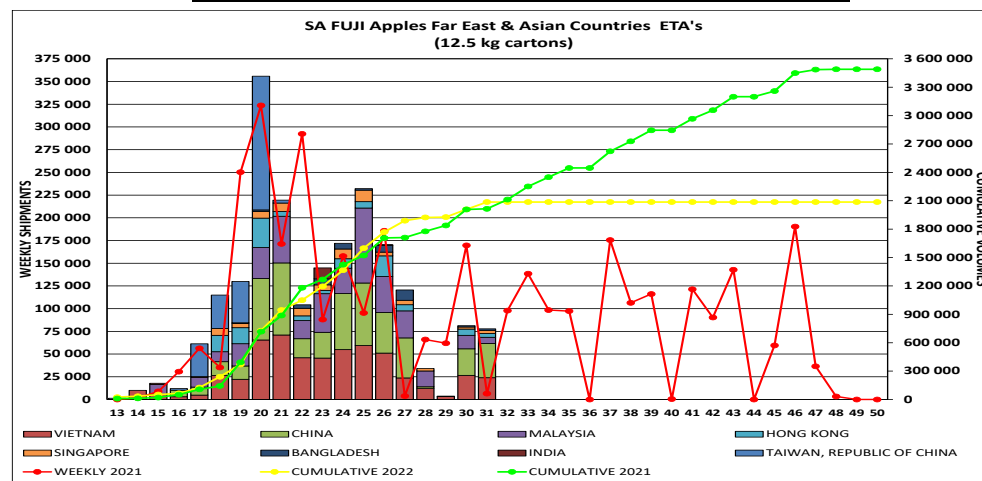


Weekly volumes	2021	2022	Difference	
ETA 31	-	94 336	94 336	0%
<b>Cumulative volumes</b>				
ETA WEEK 1 - 31	1 672 679	1 899 063	226 384	14%

## FUJI COUNTRY EXPORTS Week 29 ETA 31

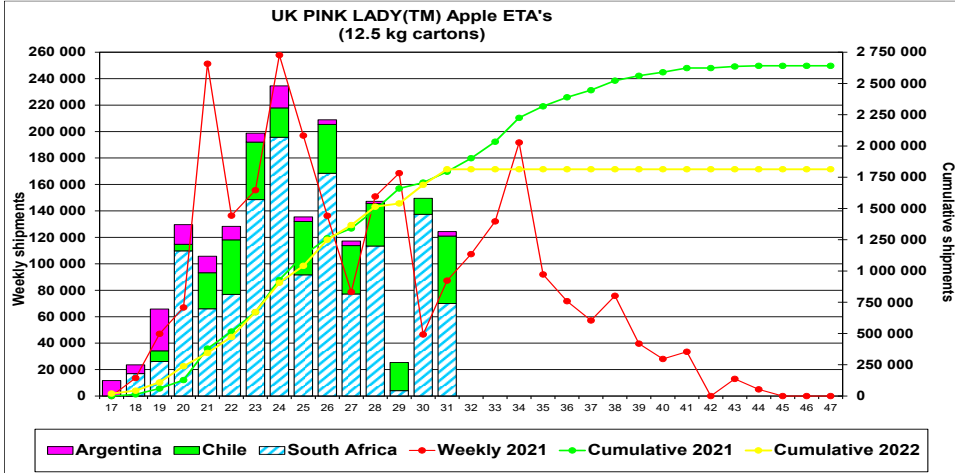
EXPORT COUNTRY	IMPORT COUNTRY	2021	2022	DIFF	% DIFF
CHILE	TAIWAN	1 608 251	1 783 140	174 889	11%
CHILE	CHINA	33 791	108 420	74 630	221%
CHILE	HONG KONG	9 714	6 421	-3 293	-34%
CHILE	INDIA	20 700	813	-19 887	-96%
CHILE	BANGLADESH	0	269	269	0%
CHILE	NEW CALEDONIA	224	0	-224	-100%
SOUTH AFRICA	VIETNAM	417 173	555 583	138 410	33%
SOUTH AFRICA	CHINA	536 247	529 905	-6 343	-1%
SOUTH AFRICA	MALAYSIA	390 967	445 231	54 263	14%
SOUTH AFRICA	TAIWAN, REPUBLIC OF CHINA	412 737	272 359	-140 378	-34%
SOUTH AFRICA	HONG KONG	83 307	140 618	57 311	69%
SOUTH AFRICA	SINGAPORE	93 927	86 105	-7 823	-8%
SOUTH AFRICA	BANGLADESH	45 731	43 010	-2 721	-6%
SOUTH AFRICA	INDIA	32 664	13 810	-18 855	-58%
SOUTH AFRICA	SRI LANKA	2 208	-	-2 208	-100%

## SA FUJI EXPORTS—FE & ASIAN COUNTRIES



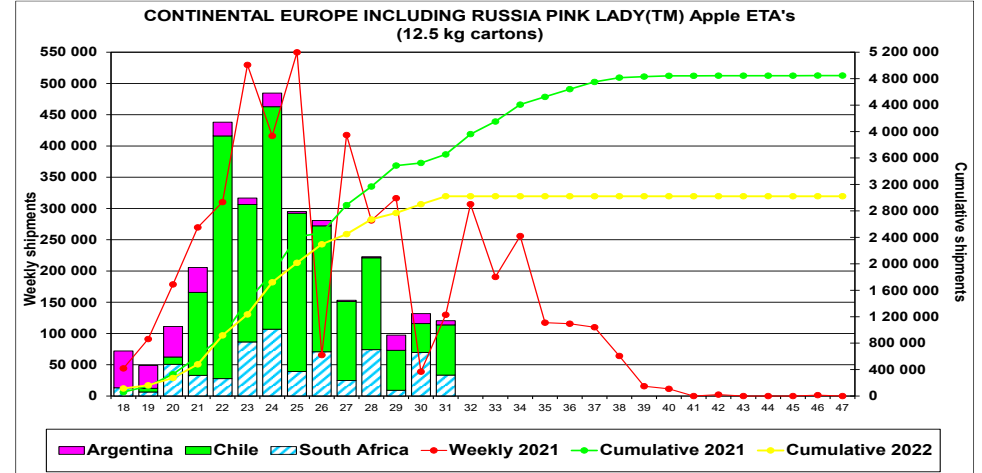
Cumulative volumes	2021	2022	Difference	
ETA 31	6 459	77 818	71 358	1105%
<b>Cumulative volumes</b>				
ETA WEEK 1 - 31	2 014 962	2 086 620	71 658	4%

## PINK LADY™ United Kingdom



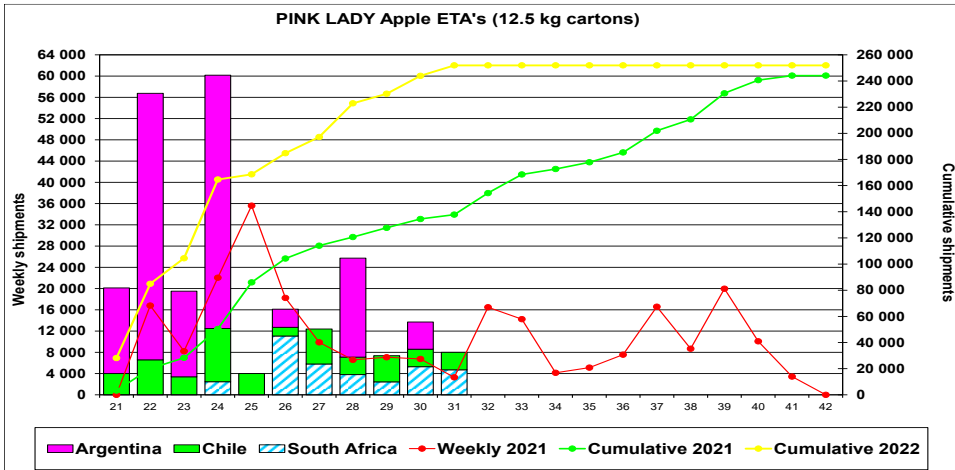
Weekly volumes	2021	2022	Difference	
ETA 31	87 275	124 342	37 067	42%
Cumulative volumes				
ETA WEEK 1 - 31	1 794 416	1 814 119	19 703	1%

## PINK LADY™ Continental Europe (including Russia)



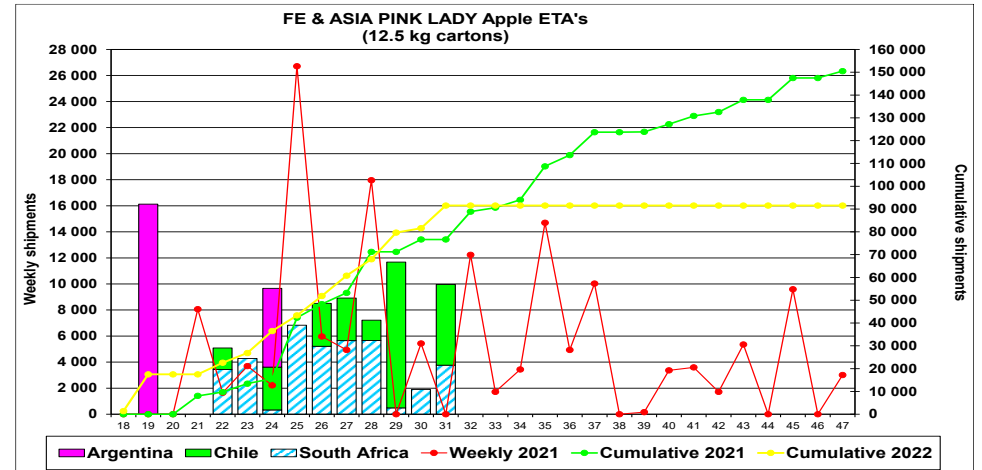
Weekly volumes	2021	2022	Difference	
ETA 31	130 001	120 479	-9 522	-7%
Cumulative volumes				
ETA WEEK 1 - 31	3 654 702	3 021 687	-633 016	-17%

## PINK LADY™ Middle East



Weekly volumes	2021	2022	Difference	
ETA 31	3 293	8 003	4 710	143%
Cumulative volumes				
ETA WEEK 1 - 31	137 810	251 981	114 172	83%

## PINK LADY™ FE & Asia



Weekly volumes	2021	2022	Difference	
ETA 31	-	9 964	9 964	100%
Cumulative volumes				
ETA WEEK 1 - 31	76 644	91 532	14 888	19%