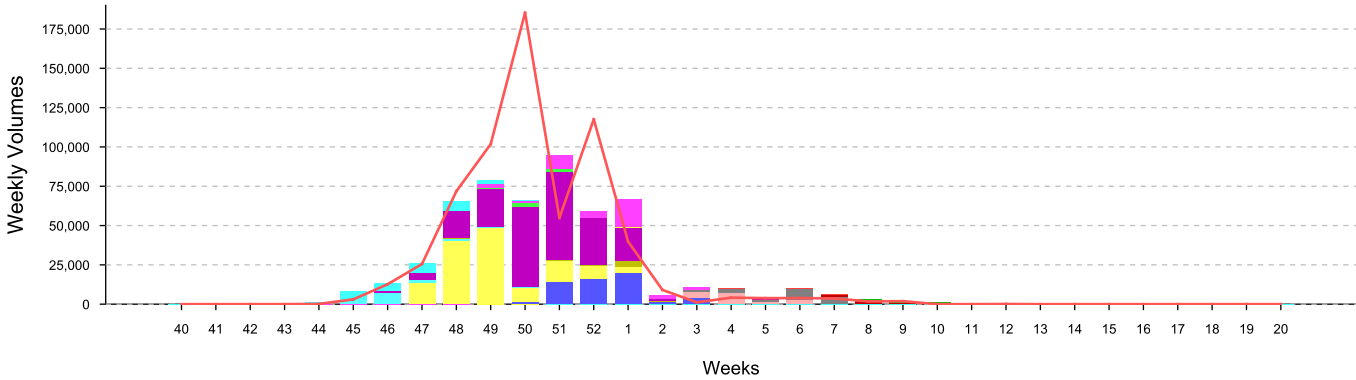


APRICOTS (4.75 kg Cartons)

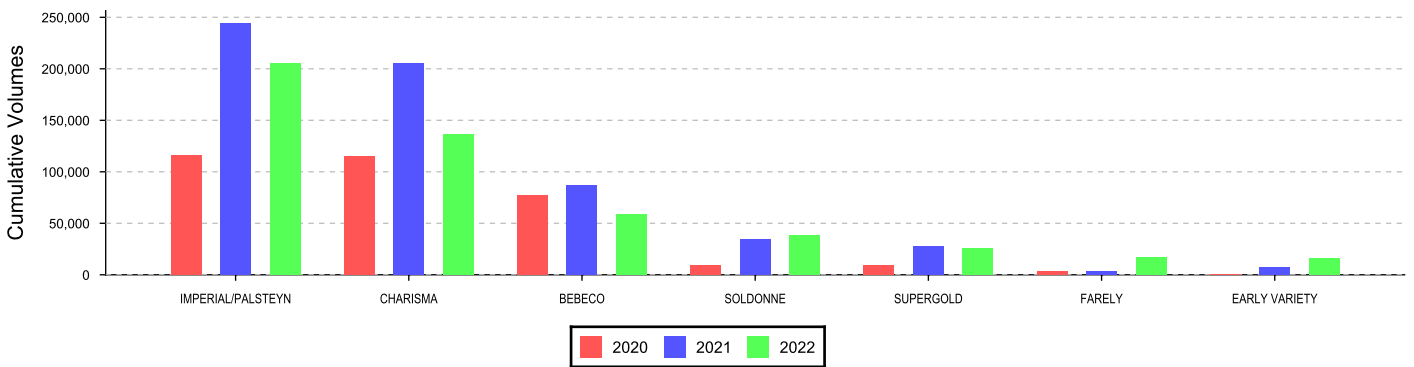
Total APRICOTS Exported



| | | | | | | | | | | | | | | | | | | |
|---|---|---|---|---|---|---|---|---|---|---|---|---|---|---|---|---|---|---|
| — | █ | █ | █ | █ | █ | █ | █ | █ | █ | █ | █ | █ | █ | █ | █ | █ | █ | █ |
| — | █ | █ | █ | █ | █ | █ | █ | █ | █ | █ | █ | █ | █ | █ | █ | █ | █ | █ |
| — | █ | █ | █ | █ | █ | █ | █ | █ | █ | █ | █ | █ | █ | █ | █ | █ | █ | █ |

| Region | Weekly volumes - Week 15 | | | | | | | | | Cumulative volumes - YTD - week 15 | | | | | | | | |
|----------------------|--------------------------|-----------|------------|----------|-----------|------------|----------|----------|--|------------------------------------|----------------|----------------|----------------|----------------|----------------|-----------------|-------------|-------|
| | 2021 Air | 2021 Ship | 2021 Total | 2022 Air | 2022 Ship | 2022 Total | Diff | %Diff | | 2021 Air | 2021 Ship | 2021 Total | 2022 Air | 2022 Ship | 2022 Total | Diff | %Diff | Distr |
| Europe | 0 | 0 | 0 | 0 | 0 | 0 | 0 | 0 | | 8,806 | 169,293 | 178,099 | 11,223 | 134,076 | 145,299 | -32,800 | -18% | 27 % |
| Middle East | 0 | 0 | 0 | 0 | 0 | 0 | 0 | 0 | | 12,276 | 257,193 | 269,469 | 44,089 | 204,024 | 248,113 | -21,357 | -8% | 47 % |
| United Kingdom | 0 | 0 | 0 | 0 | 0 | 0 | 0 | 0 | | 49,725 | 136,703 | 186,428 | 41,750 | 88,144 | 129,894 | -56,534 | -30% | 25 % |
| Far East & Asia | 0 | 0 | 0 | 0 | 0 | 0 | 0 | 0 | | 2,228 | 0 | 2,228 | 1,520 | 557 | 2,077 | -151 | -7% | 0 % |
| Africa | 0 | 0 | 0 | 0 | 0 | 0 | 0 | 0 | | 4,602 | 0 | 4,602 | 573 | 0 | 573 | -4,029 | -88% | 0 % |
| Indian Ocean Islands | 0 | 0 | 0 | 0 | 0 | 0 | 0 | 0 | | 291 | 849 | 1,140 | 487 | 1,850 | 2,337 | 1,197 | 105% | 0 % |
| USA & Canada | 0 | 0 | 0 | 0 | 0 | 0 | 0 | 0 | | 0 | 0 | 0 | 240 | 0 | 240 | 240 | % | 0 % |
| Russian Federation | 0 | 0 | 0 | 0 | 0 | 0 | 0 | 0 | | 0 | 0 | 0 | 697 | 0 | 697 | 697 | % | 0 % |
| Other | 0 | 0 | 0 | 0 | 0 | 0 | 0 | 0 | | 0 | 0 | 0 | 0 | 0 | 0 | 0 | % | 0 % |
| Total | 0 | 0 | 0 | 0 | 0 | 0 | 0 | 0 | | 77,929 | 564,038 | 641,967 | 100,579 | 428,651 | 529,230 | -112,737 | -18% | |

Major Cultivars Currently Exported

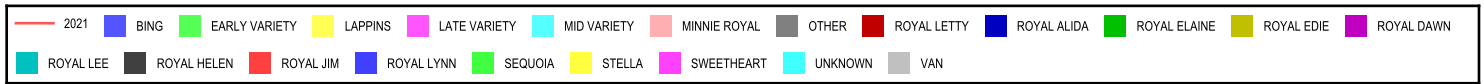
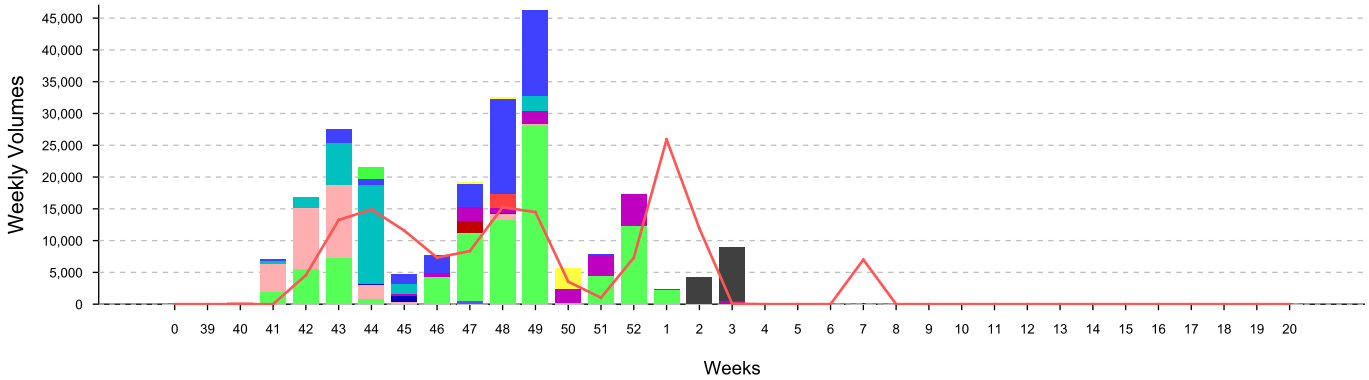


| Cumulative volumes - YTD | Europe | Middle East | United Kingdom | Far East & Asia | Africa | Indian Ocean Islands | USA & Canada | Russian Federation | Other | Total |
|--------------------------|----------------|----------------|----------------|-----------------|------------|----------------------|--------------|--------------------|----------|----------------|
| APRICOTS | 145,139 | 248,113 | 129,852 | 2,077 | 573 | 2,337 | 240 | 697 | 0 | 529,028 |
| Total | 145,139 | 248,113 | 129,852 | 2,077 | 573 | 2,337 | 240 | 697 | 0 | 529,028 |

Indemnity:
Agri-hub shall take all reasonable precautions to ensure that any information and data provided by Agri-hub from its information sources are correct. Neither Agri-hub nor any of its directors, employees or information sources take any responsibility for action or losses that might occur as a result of the usage of this information.

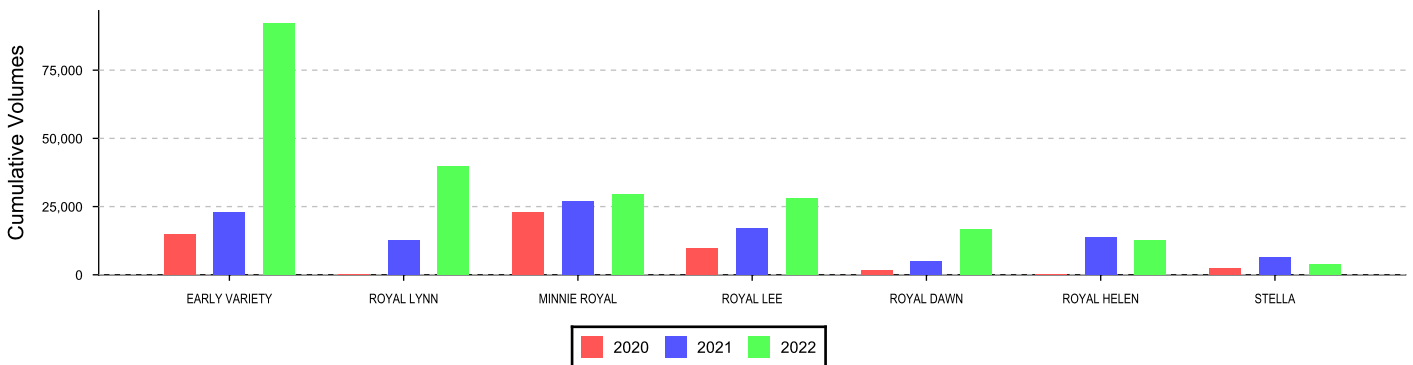
CHERRIES (2.50 kg Cartons)

Total CHERRIES Exported



| Region | Weekly volumes - Week 15 | | | | | Cumulative volumes - YTD - week 15 | | | | | | | | | | | |
|----------------------|--------------------------|-----------|------------|----------|-----------|------------------------------------|----------|----------|---------------|---------------|----------------|----------------|---------------|----------------|---------------|------------|-------|
| | 2021 Air | 2021 Ship | 2021 Total | 2022 Air | 2022 Ship | 2022 Total | Diff | %Diff | 2021 Air | 2021 Ship | 2021 Total | 2022 Air | 2022 Ship | 2022 Total | Diff | %Diff | Distr |
| Middle East | 0 | 0 | 0 | 0 | 0 | 0 | 0 | 0 | 10,800 | 7,312 | 18,112 | 60,734 | 1,168 | 61,902 | 43,789 | 242% | 27 % |
| United Kingdom | 0 | 0 | 0 | 0 | 0 | 0 | 0 | 0 | 43,984 | 57,748 | 101,731 | 57,146 | 81,518 | 138,664 | 36,933 | 36% | 60 % |
| Europe | 0 | 0 | 0 | 0 | 0 | 0 | 0 | 0 | 6,371 | 4,740 | 11,111 | 14,821 | 0 | 14,821 | 3,710 | 33% | 6 % |
| Indian Ocean Islands | 0 | 0 | 0 | 0 | 0 | 0 | 0 | 0 | 2,527 | 1,404 | 3,932 | 3,782 | 1,344 | 5,126 | 1,194 | 30% | 2 % |
| Far East & Asia | 0 | 0 | 0 | 0 | 0 | 0 | 0 | 0 | 4,681 | 0 | 4,681 | 5,686 | 0 | 5,686 | 1,005 | 21% | 2 % |
| Africa | 0 | 0 | 0 | 0 | 0 | 0 | 0 | 0 | 6,902 | 0 | 6,902 | 3,939 | 0 | 3,939 | -2,963 | -43% | 2 % |
| USA & Canada | 0 | 0 | 0 | 0 | 0 | 0 | 0 | 0 | 0 | 0 | 0 | 0 | 0 | 0 | 0 | 0 | 0 % |
| Russian Federation | 0 | 0 | 0 | 0 | 0 | 0 | 0 | 0 | 0 | 0 | 0 | 0 | 0 | 0 | 0 | 0 | 0 % |
| Other | 0 | 0 | 0 | 0 | 0 | 0 | 0 | 0 | 0 | 0 | 0 | 0 | 0 | 0 | 0 | 0 | 0 % |
| Total | 0 | 0 | 0 | 0 | 0 | 0 | 0 | 0 | 75,265 | 71,204 | 146,469 | 146,107 | 84,030 | 230,137 | 83,668 | 57% | |

Major Cultivars Currently Exported

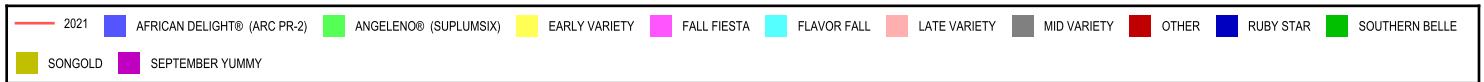
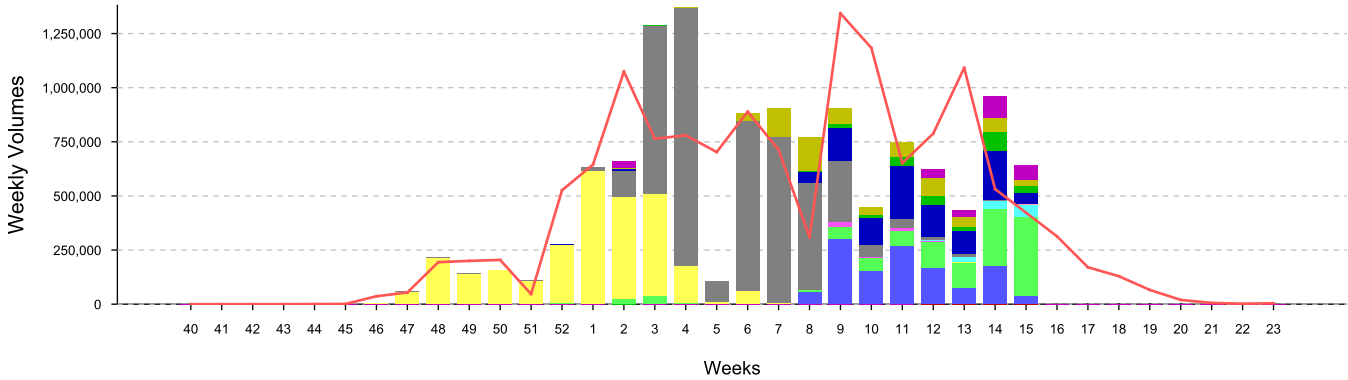


| Cumulative volumes - YTD | Middle East | United Kingdom | Europe | Indian Ocean Islands | Far East & Asia | Africa | USA & Canada | Russian Federation | Other | Total |
|--------------------------|---------------|----------------|---------------|----------------------|-----------------|--------------|--------------|--------------------|----------|----------------|
| BI COLOUR | 0 | 0 | 0 | 0 | 0 | 0 | 0 | 0 | 0 | 0 |
| BLACK CHERRIES | 0 | 0 | 0 | 0 | 0 | 0 | 0 | 0 | 0 | 0 |
| RED CHERRIES | 40,534 | 74,014 | 7,432 | 2,831 | 3,218 | 2,542 | 0 | 0 | 0 | 130,572 |
| UNKNOWN | 21,368 | 64,650 | 7,389 | 2,294 | 2,468 | 1,397 | 0 | 0 | 0 | 99,566 |
| Total | 61,902 | 138,664 | 14,821 | 5,126 | 5,686 | 3,939 | 0 | 0 | 0 | 230,137 |

Indemnity:
 Agri-hub shall take all reasonable precautions to ensure that any information and data provided by Agri-hub from its information sources are correct. Neither Agri-hub nor any of its directors, employees or information sources take any responsibility for action or losses that might occur as a result of the usage of this information.

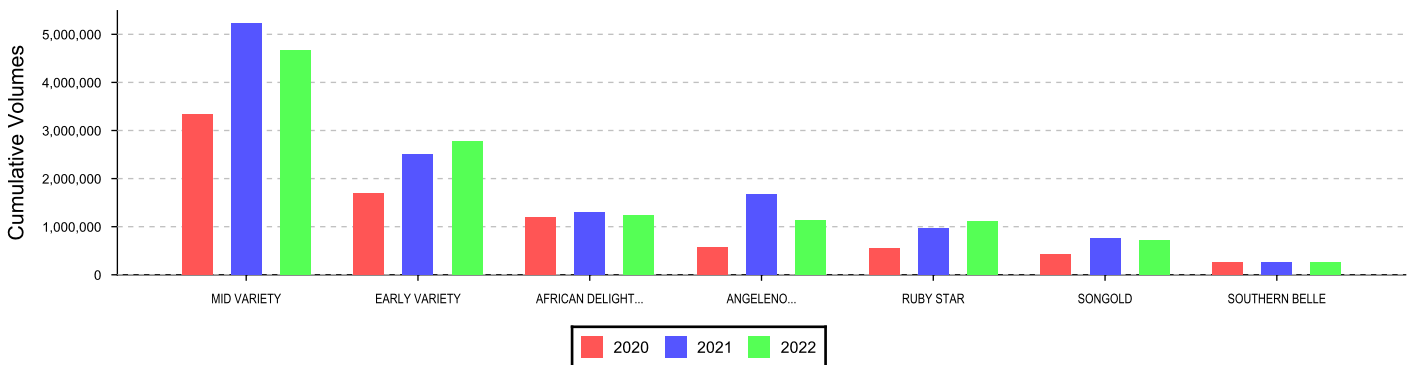
PLUMS/PRUNES (5.25 kg Cartons)

Total PLUMS/PRUNES Exported



| Region | Weekly volumes - Week 15 | | | | | | | | | Cumulative volumes - YTD - week 15 | | | | | | | | |
|----------------------|--------------------------|----------------|----------------|----------|----------------|----------------|----------------|------------|---|------------------------------------|-------------------|-------------------|----------------|-------------------|-------------------|-----------------|------------|-------|
| | 2021 Air | 2021 Ship | 2021 Total | 2022 Air | 2022 Ship | 2022 Total | Diff | %Diff | | 2021 Air | 2021 Ship | 2021 Total | 2022 Air | 2022 Ship | 2022 Total | Diff | %Diff | Distr |
| Europe | 0 | 216,848 | 216,848 | 0 | 295,294 | 295,294 | 78,446 | 36% | | 6,237 | 6,734,692 | 6,740,928 | 9,618 | 6,616,974 | 6,626,592 | -114,336 | -2% | 54 % |
| United Kingdom | 0 | 99,636 | 99,636 | 0 | 142,510 | 142,510 | 42,874 | 43% | | 36,861 | 2,356,392 | 2,393,252 | 52,709 | 1,985,299 | 2,038,008 | -355,244 | -15% | 17 % |
| Middle East | 0 | 63,305 | 63,305 | 0 | 124,708 | 124,708 | 61,403 | 97% | | 24,392 | 2,741,465 | 2,765,857 | 28,842 | 2,292,835 | 2,321,677 | -444,179 | -16% | 19 % |
| Far East & Asia | 0 | 12,709 | 12,709 | 0 | 25,171 | 25,171 | 12,462 | 98% | | 21,214 | 412,553 | 433,767 | 38,356 | 396,054 | 434,410 | 644 | 0% | 4 % |
| Africa | 0 | 2,740 | 2,740 | 0 | 190 | 190 | -2,550 | -93% | | 9,666 | 73,199 | 82,865 | 7,159 | 61,444 | 68,603 | -14,262 | -17% | 1 % |
| Indian Ocean Islands | 0 | 0 | 0 | 0 | 6,815 | 6,815 | 6,815 | % | | 3,971 | 78,131 | 82,102 | 5,765 | 54,733 | 60,498 | -21,604 | -26% | 0 % |
| USA & Canada | 0 | 0 | 0 | 0 | 27,030 | 27,030 | 27,030 | % | | 2 | 109,392 | 109,394 | 588 | 409,260 | 409,847 | 300,453 | 275% | 3 % |
| Russian Federation | 0 | 27,355 | 27,355 | 0 | 18,320 | 18,320 | -9,035 | -33% | | 0 | 543,842 | 543,842 | 199 | 370,998 | 371,197 | -172,645 | -32% | 3 % |
| Other | 0 | 0 | 0 | 0 | 0 | 0 | 0 | | 0 | 0 | 0 | 0 | 0 | 0 | 0 | 0 | | 0 % |
| Total | 0 | 422,593 | 422,593 | 0 | 640,039 | 640,039 | 217,446 | 51% | | 102,342 | 13,049,666 | 13,152,008 | 143,236 | 12,187,598 | 12,330,834 | -821,174 | -6% | |

Major Cultivars Currently Exported

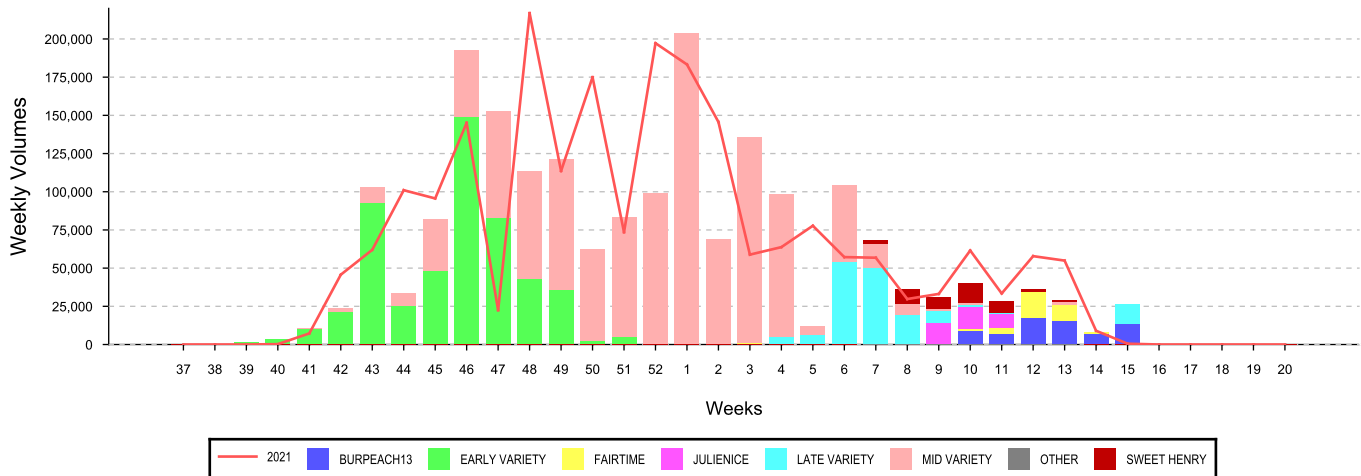


| Cumulative volumes - YTD | Europe | United Kingdom | Middle East | Far East & Asia | Africa | Indian Ocean Islands | USA & Canada | Russian Federation | Other | Total |
|--------------------------|------------------|------------------|------------------|-----------------|---------------|----------------------|----------------|--------------------|----------|-------------------|
| BLACK PLUMS | 1,474,429 | 418,191 | 360,718 | 69,087 | 18,591 | 10,925 | 68,986 | 45,757 | 0 | 2,466,683 |
| RED PLUMS | 4,265,314 | 1,591,212 | 1,567,839 | 360,122 | 45,891 | 47,673 | 332,600 | 294,591 | 0 | 8,505,243 |
| YELLOW PLUMS | 886,704 | 28,567 | 393,084 | 5,201 | 4,122 | 1,900 | 8,261 | 30,849 | 0 | 1,358,688 |
| Total | 6,626,447 | 2,037,970 | 2,321,640 | 434,410 | 68,603 | 60,498 | 409,847 | 371,197 | 0 | 12,330,614 |

Indemnity: Agri-hub shall take all reasonable precautions to ensure that any information and data provided by Agri-hub from its information sources are correct. Neither Agri-hub nor any of its directors, employees or information sources take any responsibility for action or losses that might occur as a result of the usage of this information.

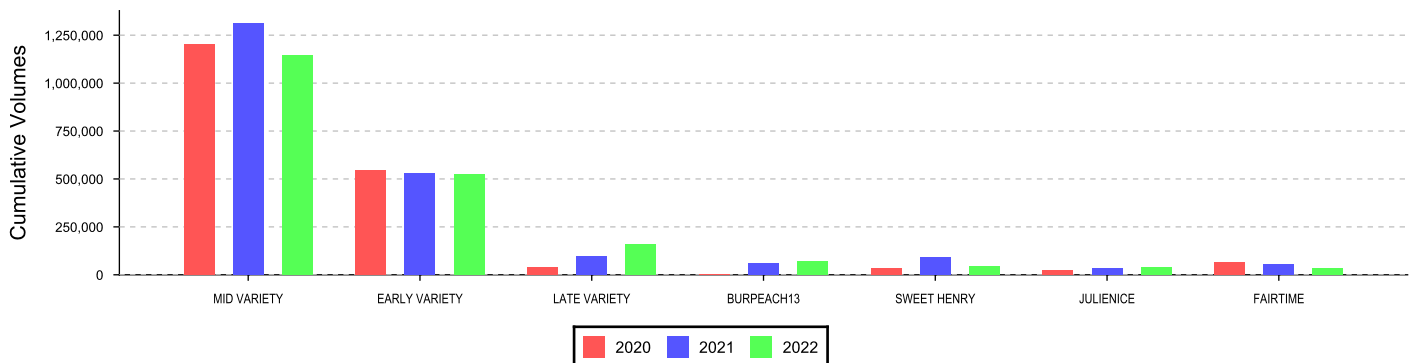
PEACHES (2.50 kg Cartons)

Total PEACHES Exported



| Region | Weekly volumes - Week 15 | | | | | | | | | Cumulative volumes - YTD - week 15 | | | | | | | | |
|----------------------|--------------------------|------------|------------|----------|---------------|---------------|---------------|--------------|--|------------------------------------|------------------|------------------|----------------|------------------|------------------|-----------------|------------|-------|
| | 2021 Air | 2021 Ship | 2021 Total | 2022 Air | 2022 Ship | 2022 Total | Diff | %Diff | | 2021 Air | 2021 Ship | 2021 Total | 2022 Air | 2022 Ship | 2022 Total | Diff | %Diff | Distr |
| Middle East | 0 | 540 | 540 | 0 | 17,370 | 17,370 | 16,830 | 3117% | | 32,386 | 859,105 | 891,491 | 106,627 | 667,182 | 773,809 | -117,682 | -13% | 38 % |
| United Kingdom | 0 | 0 | 0 | 0 | 9,010 | 9,010 | 9,010 | % | | 165,941 | 733,960 | 899,901 | 174,990 | 657,595 | 832,585 | -67,316 | -7% | 41 % |
| Europe | 0 | 0 | 0 | 0 | 0 | 0 | 0 | 0 | | 6,752 | 260,584 | 267,336 | 17,862 | 337,524 | 355,387 | 88,050 | 33% | 17 % |
| Indian Ocean Islands | 0 | 0 | 0 | 0 | 0 | 0 | 0 | 0 | | 7,647 | 45,404 | 53,051 | 9,072 | 37,443 | 46,515 | -6,536 | -12% | 2 % |
| Far East & Asia | 0 | 0 | 0 | 0 | 0 | 0 | 0 | 0 | | 3,782 | 23,161 | 26,943 | 7,951 | 7,999 | 15,950 | -10,993 | -41% | 1 % |
| Africa | 0 | 0 | 0 | 0 | 0 | 0 | 0 | 0 | | 18,892 | 8,142 | 27,033 | 9,695 | 852 | 10,547 | -16,486 | -61% | 1 % |
| USA & Canada | 0 | 0 | 0 | 0 | 0 | 0 | 0 | 0 | | 0 | 0 | 0 | 0 | 10,234 | 10,234 | 10,234 | % | 0 % |
| Russian Federation | 0 | 0 | 0 | 0 | 0 | 0 | 0 | 0 | | 0 | 13,443 | 13,443 | 333 | 9,606 | 9,938 | -3,505 | -26% | 0 % |
| Other | 0 | 0 | 0 | 0 | 0 | 0 | 0 | 0 | | 0 | 0 | 0 | 0 | 0 | 0 | 0 | 0 | 0 % |
| Total | 0 | 540 | 540 | 0 | 26,380 | 26,380 | 25,840 | 4785% | | 235,400 | 1,943,799 | 2,179,199 | 326,530 | 1,728,435 | 2,054,964 | -124,235 | -6% | |

Major Cultivars Currently Exported

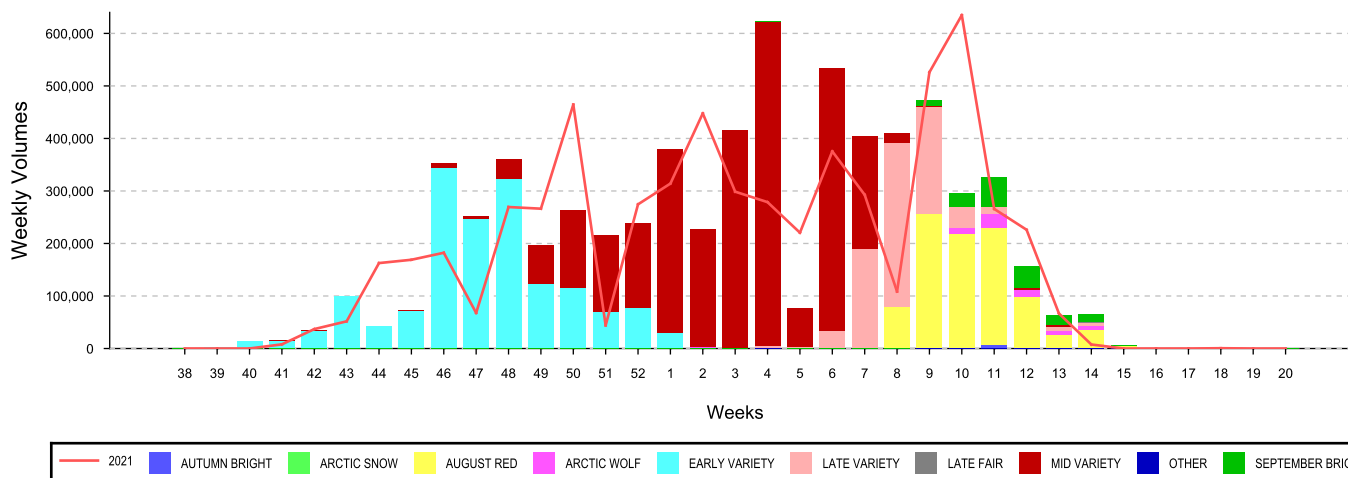


| Cumulative volumes - YTD | Middle East | United Kingdom | Europe | Indian Ocean Islands | Far East & Asia | Africa | USA & Canada | Russian Federation | Other | Total |
|--------------------------|----------------|----------------|----------------|----------------------|-----------------|---------------|--------------|--------------------|----------|------------------|
| WHITE FLESH | 63,705 | 155,959 | 46,436 | 6,650 | 5,153 | 1,814 | 300 | 333 | 0 | 280,349 |
| YELLOW FLESH | 706,838 | 666,903 | 284,722 | 37,619 | 10,797 | 8,697 | 4,967 | 9,606 | 0 | 1,730,148 |
| Total | 770,544 | 822,862 | 331,158 | 44,269 | 15,950 | 10,511 | 5,267 | 9,938 | 0 | 2,010,498 |

Indemnity: Agri-hub shall take all reasonable precautions to ensure that any information and data provided by Agri-hub from its information sources are correct. Neither Agri-hub nor any of its directors, employees or information sources take any responsibility for action or losses that might occur as a result of the usage of this information.

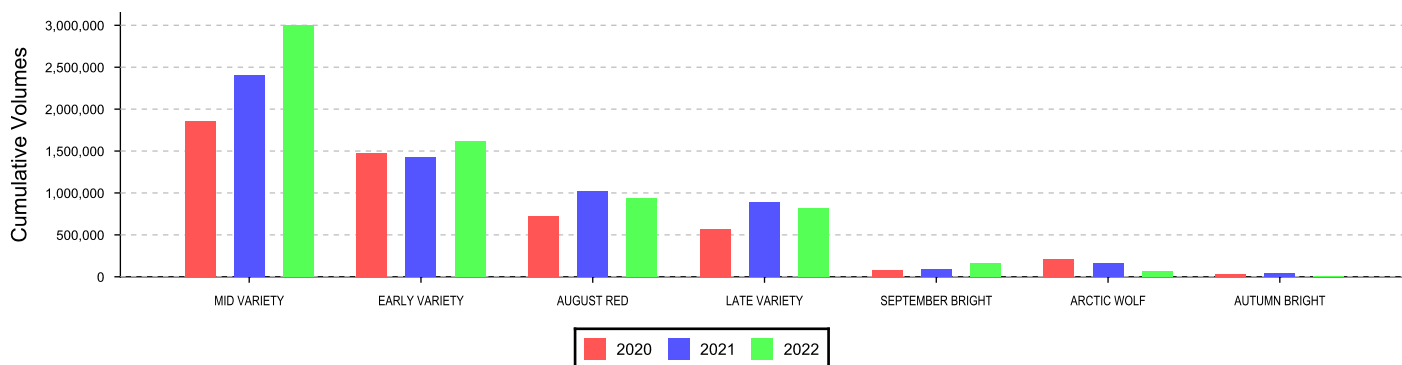
NECTARINES (2.50 kg Cartons)

Total NECTARINES Exported



| Region | Weekly volumes - Week 15 | | | | | | | | | Cumulative volumes - YTD - week 15 | | | | | | | | |
|----------------------|--------------------------|-----------|------------|----------|--------------|--------------|--------------|----------|--|------------------------------------|------------------|------------------|----------------|------------------|------------------|----------------|------------|-------|
| | 2021 Air | 2021 Ship | 2021 Total | 2022 Air | 2022 Ship | 2022 Total | Diff | %Diff | | 2021 Air | 2021 Ship | 2021 Total | 2022 Air | 2022 Ship | 2022 Total | Diff | %Diff | Distr |
| United Kingdom | 0 | 0 | 0 | 0 | 3,130 | 3,130 | 3,130 | % | | 254,020 | 2,783,252 | 3,037,272 | 272,366 | 2,667,467 | 2,939,832 | -97,439 | -3% | 44 % |
| Middle East | 0 | 0 | 0 | 0 | 958 | 958 | 958 | % | | 22,982 | 773,820 | 796,802 | 80,352 | 634,683 | 715,034 | -81,768 | -10% | 11 % |
| Europe | 0 | 0 | 0 | 0 | 1,426 | 1,426 | 1,426 | % | | 17,245 | 1,893,079 | 1,910,324 | 49,086 | 2,523,592 | 2,572,679 | 662,355 | 35% | 39 % |
| Far East & Asia | 0 | 0 | 0 | 0 | 0 | 0 | 0 | | | 3,046 | 73,120 | 76,166 | 5,390 | 40,580 | 45,970 | -30,196 | -40% | 1 % |
| Indian Ocean Islands | 0 | 0 | 0 | 0 | 0 | 0 | 0 | | | 3,815 | 81,512 | 85,327 | 7,010 | 93,226 | 100,236 | 14,909 | 17% | 2 % |
| Africa | 0 | 0 | 0 | 0 | 0 | 0 | 0 | | | 18,896 | 10,815 | 29,711 | 16,910 | 7,436 | 24,346 | -5,364 | -18% | 0 % |
| USA & Canada | 0 | 0 | 0 | 0 | 0 | 0 | 0 | | | 0 | 117,770 | 117,770 | 457 | 238,250 | 238,707 | 120,936 | 103% | 4 % |
| Russian Federation | 0 | 0 | 0 | 0 | 0 | 0 | 0 | | | 0 | 7,424 | 7,424 | 1,016 | 24,153 | 25,169 | 17,746 | 239% | 0 % |
| Other | 0 | 0 | 0 | 0 | 0 | 0 | 0 | | | 0 | 0 | 0 | 0 | 0 | 0 | 0 | 0 | 0 % |
| Total | 0 | 0 | 0 | 0 | 5,514 | 5,514 | 5,514 | % | | 320,003 | 5,740,791 | 6,060,795 | 432,587 | 6,229,386 | 6,661,973 | 601,179 | 10% | |

Major Cultivars Currently Exported



| Cumulative volumes - YTD | United Kingdom | Middle East | Europe | Far East & Asia | Indian Ocean Islands | Africa | USA & Canada | Russian Federation | Other | Total |
|--------------------------|------------------|----------------|------------------|-----------------|----------------------|---------------|----------------|--------------------|----------|------------------|
| WHITE FLESH | 744,541 | 169,890 | 671,668 | 23,278 | 32,041 | 5,639 | 84,243 | 10,792 | 0 | 1,742,091 |
| YELLOW FLESH | 2,185,568 | 541,878 | 1,876,782 | 22,692 | 65,949 | 18,671 | 149,497 | 14,378 | 0 | 4,875,416 |
| Total | 2,930,109 | 711,769 | 2,548,450 | 45,970 | 97,990 | 24,310 | 233,740 | 25,169 | 0 | 6,617,507 |

Indemnity:
 Agri-hub shall take all reasonable precautions to ensure that any information and data provided by Agri-hub from its information sources are correct. Neither Agri-hub nor any of its directors, employees or information sources take any responsibility for action or losses that might occur as a result of the usage of this information.