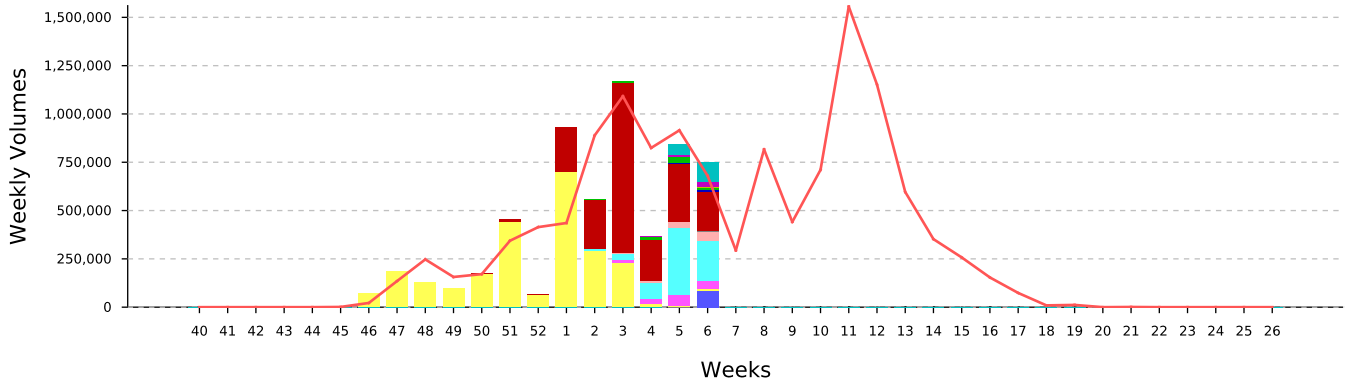


## PLUMS/PRUNES (5.25 kg Cartons)

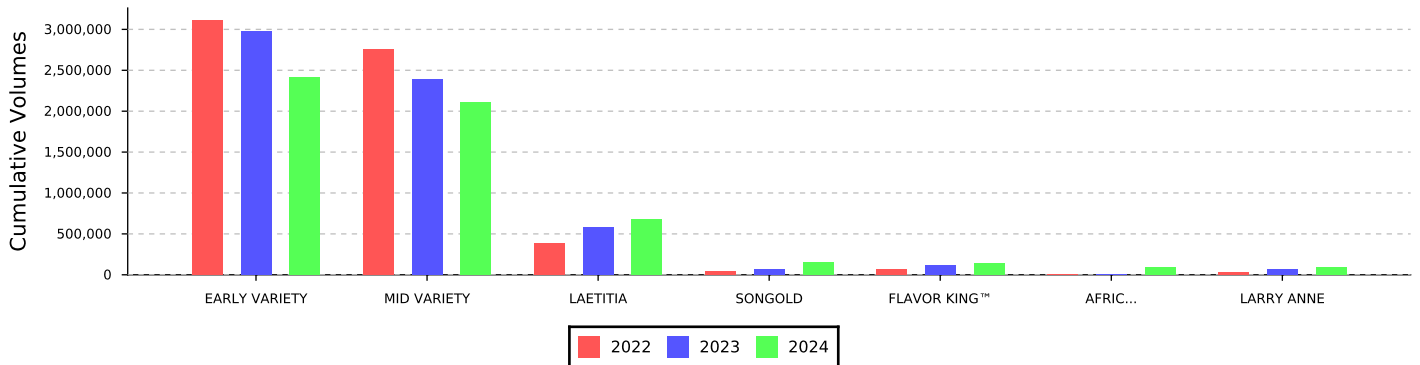
Selected PLUMS/PRUNES Varieties Exported



—	2023	AFRICAN DELIGHT® (ARC PR-2)	ANGELENO® (SUPLUMSIX)	EARLY VARIETY	FLAVOR KING™	LAETITIA	LARRY ANNE	LATE VARIETY	MID VARIETY
■	RUBY STAR	RUBY CRISP	SOUTHERN BELLE	SUPLUMFIFTY (BLACK DIAMOND®)	SONGOLD				

Region	Weekly volumes - Week 6									Cumulative volumes - YTD - week 6								
	2023 Air	2023 Ship	2023 Total	2024 Air	2024 Ship	2024 Total	Diff	%Diff		2023 Air	2023 Ship	2023 Total	2024 Air	2024 Ship	2024 Total	Diff	%Diff	Dist
Europe	0	400,142	400,142	0	501,686	501,686	101,544	25%		6,594	3,000,792	3,007,386	7,677	2,991,905	2,999,583	-7,804	-0%	52 %
United Kingdom	635	121,533	122,169	0	72,909	72,909	-49,259	-40%		24,940	1,238,172	1,263,112	36,922	886,748	923,669	-339,443	-27%	16 %
Middle East	558	118,587	119,145	500	56,506	57,006	-62,138	-52%		7,491	1,186,933	1,194,425	5,624	893,442	899,066	-295,359	-25%	16 %
Far East & Asia	1,242	3,600	4,842	329	11,494	11,823	6,980	144%		14,783	182,057	196,840	7,646	180,246	187,892	-8,948	-5%	3 %
Africa	550	7,267	7,817	0	3,778	3,778	-4,038	-52%		2,109	34,429	36,538	0	24,930	24,930	-11,608	-32%	0 %
Indian Ocean	152	21,256	21,409	0	0	0	-21,409	-100%		4,259	50,149	54,408	3,264	42,629	45,893	-8,515	-16%	1 %
USA & Canada	0	4,170	4,170	0	43,707	43,707	39,537	948%		0	324,184	324,184	0	455,898	455,898	131,714	41%	8 %
Russian Federation	0	0	0	0	57,945	57,945	57,945	%		0	249,684	249,684	0	260,689	260,689	11,004	4%	4 %
Other	0	0	0	0	0	0	0			0	0	0	0	0	0	0		0 %
<b>Total</b>	<b>3,137</b>	<b>676,555</b>	<b>679,692</b>	<b>829</b>	<b>748,027</b>	<b>748,855</b>	<b>69,163</b>	<b>10%</b>		<b>60,176</b>	<b>6,266,401</b>	<b>6,326,577</b>	<b>61,132</b>	<b>5,736,487</b>	<b>5,797,619</b>	<b>-528,958</b>	<b>-8%</b>	

Major Cultivars Currently Exported



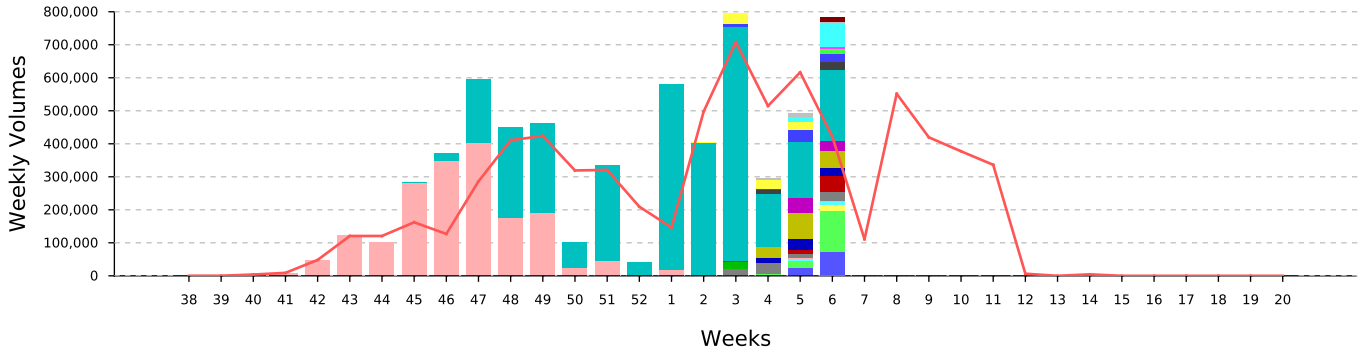
Cumulative volumes - YTD	Europe	United Kingdom	Middle East	Far East & Asia	Africa	Indian Ocean Islands	USA & Canada	Russian Federation	Other	Total
BLACK PLUMS	470,720	94,205	36,634	4,588	278	8,402	95,493	18,023	0	728,344
RED PLUMS	2,216,511	823,567	722,404	180,894	24,652	36,910	359,291	204,412	0	4,568,641
YELLOW PLUMS	312,352	5,897	140,028	2,409	0	581	1,114	38,253	0	500,634
<b>Total</b>	<b>2,999,583</b>	<b>923,669</b>	<b>899,066</b>	<b>187,892</b>	<b>24,930</b>	<b>45,893</b>	<b>455,898</b>	<b>260,689</b>	<b>0</b>	<b>5,797,619</b>

**Indemnity:**  
 Agri-hub shall take all reasonable precautions to ensure that any information and data provided by Agri-hub from its information sources are correct. Neither Agri-hub nor any of its directors, employees or information sources take any responsibility for action or losses that might occur as a result of the



## NECTARINES ( 2.50 kg Cartons )

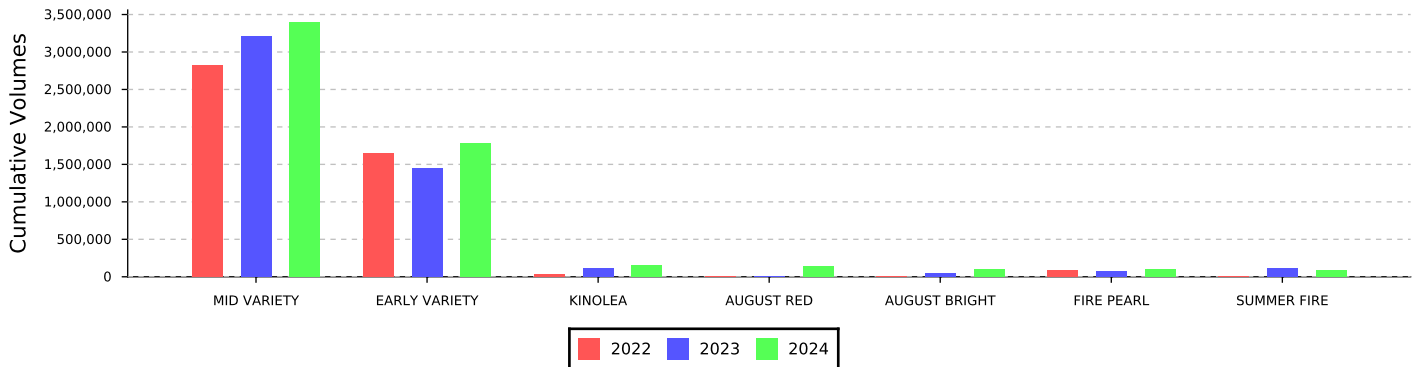
Selected NECTARINES Varieties Exported



— 2023	■ AUGUST BRIGHT	■ AUGUST RED	■ BURNECT 34	■ CRIMSON GLO	■ DIAMOND ZEE	■ EARLY VARIETY	■ FIRE PEARL	■ GIANT PEARL	■ HONEY TREAT
■ HONEY ROYALE	■ KINOLEA	■ LATE VARIETY	■ MID VARIETY	■ NECTAGALA (REGAL'IN™)	■ OTHER	■ POLAR BLAZE	■ REGAL PEARL	■ SUMMER BRIGHT	■ SHIMMER PEARL
■ SUMMER FIRE	■ ZEEGLO	■ ZEPHYR®							

Region	Weekly volumes - Week 6									Cumulative volumes - YTD - week 6								
	2023 Air	2023 Ship	2023 Total	2024 Air	2024 Ship	2024 Total	Diff	%Diff		2023 Air	2023 Ship	2023 Total	2024 Air	2024 Ship	2024 Total	Diff	%Diff	Dist
United Kingdom	2,414	199,440	201,854	5,846	155,076	160,923	-40,931	-20%		237,114	2,430,317	2,667,431	324,845	2,077,092	2,401,937	-265,494	-10%	38 %
Middle East	1,181	53,880	55,061	7,148	61,683	68,831	13,770	25%		61,655	707,647	769,302	51,777	848,391	900,168	130,866	17%	14 %
Europe	0	161,395	161,395	5,947	472,719	478,666	317,271	197%		19,256	1,613,235	1,632,492	22,000	2,480,074	2,502,073	869,582	53%	40 %
Far East & Asia	0	0	0	0	0	0	0			3,295	51,688	54,983	2,954	27,864	30,818	-24,165	-44%	0 %
Indian Ocean	66	2,143	2,209	0	0	0	-2,209	-100%		6,753	66,690	73,443	720	69,170	69,890	-3,553	-5%	1 %
Africa	346	625	971	0	1,382	1,382	411	42%		7,541	6,928	14,469	3,994	7,360	11,354	-3,116	-22%	0 %
USA & Canada	0	0	0	0	23,416	23,416	23,416	%		1,528	183,026	184,554	0	188,215	188,215	3,661	2%	3 %
Russian Federation	0	0	0	0	51,706	51,706	51,706	%		0	70,186	70,186	0	177,177	177,177	106,991	152%	3 %
Other	0	0	0	0	0	0	0			0	0	0	0	0	0	0		0 %
<b>Total</b>	<b>4,006</b>	<b>417,483</b>	<b>421,490</b>	<b>18,942</b>	<b>765,982</b>	<b>784,924</b>	<b>363,434</b>	<b>86%</b>		<b>337,144</b>	<b>5,129,716</b>	<b>5,466,860</b>	<b>406,289</b>	<b>5,875,343</b>	<b>6,281,632</b>	<b>814,772</b>	<b>15%</b>	

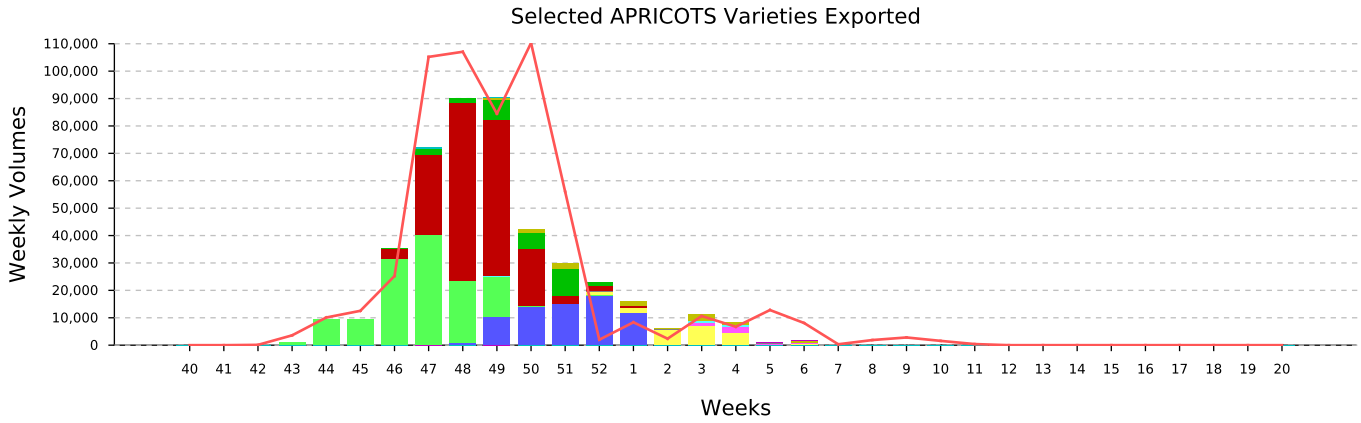
Major Cultivars Currently Exported



Cumulative volumes - YTD	United Kingdom	Middle East	Europe	Far East & Asia	Indian Ocean Islands	Africa	USA & Canada	Russian Federation	Other	Total
	WHITE FLESH	744,598	288,914	935,040	17,604	23,629	4,033	48,483	62,221	0
YELLOW FLESH	1,657,339	611,254	1,567,034	13,214	46,261	7,321	139,732	114,955	0	4,157,110
<b>Total</b>	<b>2,401,937</b>	<b>900,168</b>	<b>2,502,073</b>	<b>30,818</b>	<b>69,890</b>	<b>11,354</b>	<b>188,215</b>	<b>177,177</b>	<b>0</b>	<b>6,281,632</b>

**Indemnity:**  
 Agri-hub shall take all reasonable precautions to ensure that any information and data provided by Agri-hub from its information sources are correct. Neither Agri-hub nor any of its directors, employees or information sources take any responsibility for action or losses that might occur as a result of the

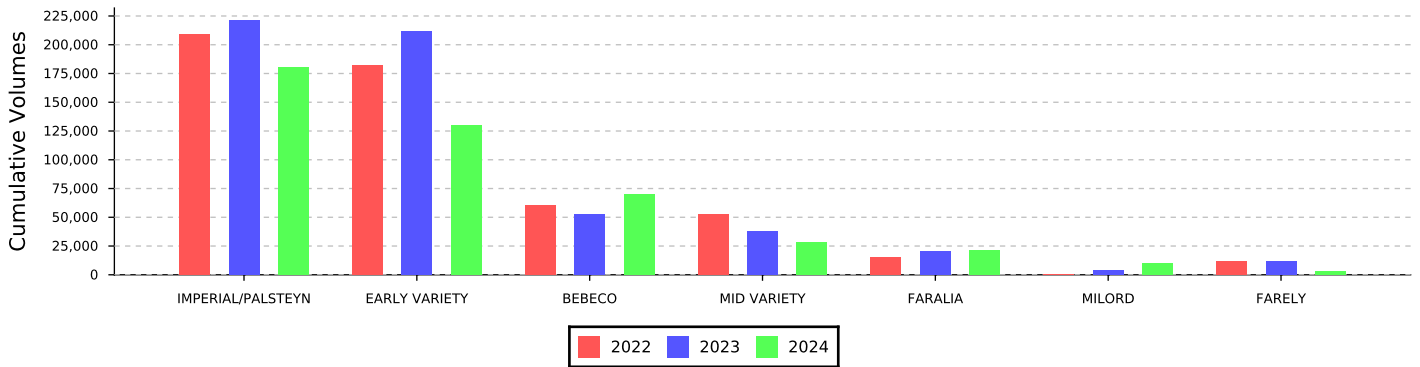
## APRICOTS (4.75 kg Cartons )



—	█	█	█	█	█	█	█	█	█	█	█	█	█	█	█	█	█	█	█	
—	BEBECO	EARLY VARIETY	FARALIA	FARELY	FARLIS	FLOPRIA	FARBALY	IMPERIAL/PALSTEYN	LATE VARIETY	MID VARIETY	MILORD	NELSON	OTHER							

Region	Weekly volumes - Week 6									Cumulative volumes - YTD - week 6							
	2023 Air	2023 Ship	2023 Total	2024 Air	2024 Ship	2024 Total	Diff	%Diff	2023 Air	2023 Ship	2023 Total	2024 Air	2024 Ship	2024 Total	Diff	%Diff	Dist
Europe	1,141	0	1,141	0	1,695	1,695	554	49%	9,985	114,974	124,959	12,253	106,529	118,782	-6,177	-5%	27 %
Middle East	0	3,371	3,371	0	0	0	-3,371	-100%	50,306	258,111	308,417	32,946	197,960	230,906	-77,511	-25%	52 %
United Kingdom	0	3,577	3,577	0	168	168	-3,408	-95%	29,780	97,326	127,106	36,697	57,744	94,441	-32,665	-26%	21 %
Far East & Asia	0	0	0	0	0	0	0		1,239	0	1,239	1,589	0	1,589	350	28%	0 %
Africa	0	0	0	0	0	0	0		643	0	643	0	0	0	-643	-100%	0 %
Indian Ocean	0	0	0	0	0	0	0		964	1,350	2,315	0	2,233	2,233	-82	-4%	0 %
USA & Canada	0	0	0	0	0	0	0		480	420	900	0	0	0	-900	-100%	0 %
Russian Federation	0	0	0	0	0	0	0		0	0	0	0	0	0	0		0 %
Other	0	0	0	0	0	0	0		0	0	0	198	0	198	198	%	0 %
<b>Total</b>	<b>1,141</b>	<b>6,948</b>	<b>8,089</b>	<b>0</b>	<b>1,863</b>	<b>1,863</b>	<b>-6,226</b>	<b>-77%</b>	<b>93,398</b>	<b>472,180</b>	<b>565,578</b>	<b>83,683</b>	<b>364,466</b>	<b>448,149</b>	<b>-117,430</b>	<b>-21%</b>	

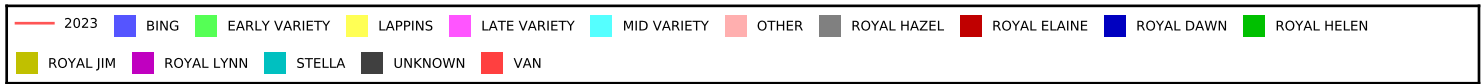
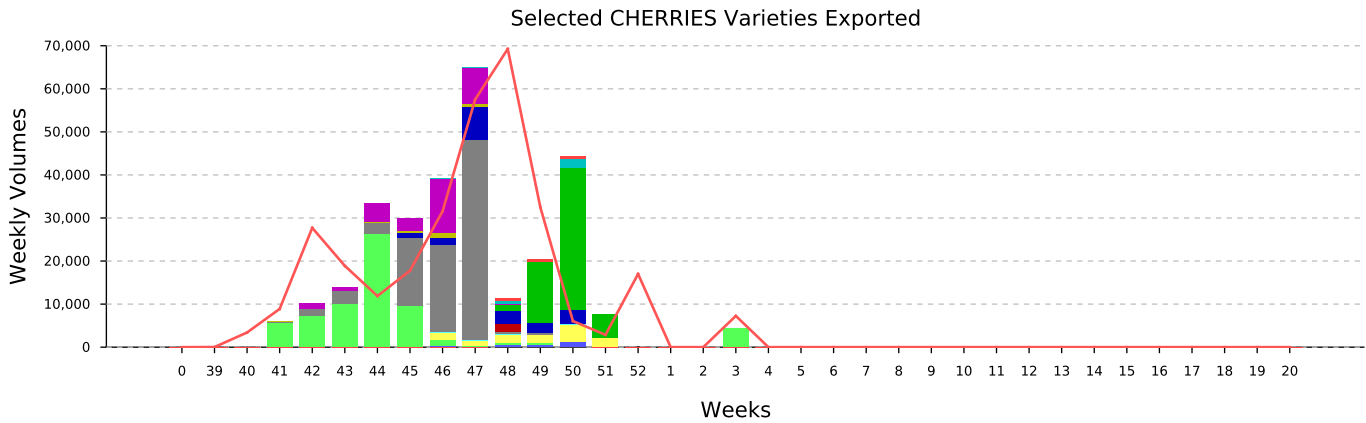
### Major Cultivars Currently Exported



Cumulative volumes - YTD	Europe	Middle East	United Kingdom	Far East & Asia	Africa	Indian Ocean Islands	USA & Canada	Russian Federation	Other	Total
	APRICOTS	118,782	230,906	94,441	1,589	0	2,233	0	0	198
<b>Total</b>	<b>118,782</b>	<b>230,906</b>	<b>94,441</b>	<b>1,589</b>	<b>0</b>	<b>2,233</b>	<b>0</b>	<b>0</b>	<b>198</b>	<b>448,149</b>

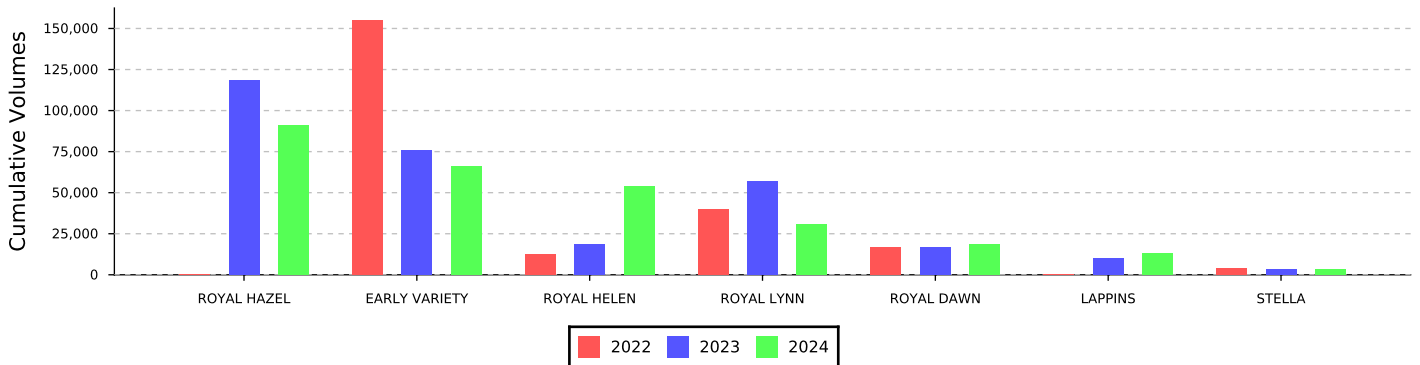
*Indemnity:*  
 Agri-hub shall take all reasonable precautions to ensure that any information and data provided by Agri-hub from its information sources are correct. Neither Agri-hub nor any of its directors, employees or information sources take any responsibility for action or losses that might occur as a result of the

## CHERRIES (2.50 kg Cartons )



Region	Weekly volumes - Week 6									Cumulative volumes - YTD - week 6								
	2023 Air	2023 Ship	2023 Total	2024 Air	2024 Ship	2024 Total	Diff	%Diff		2023 Air	2023 Ship	2023 Total	2024 Air	2024 Ship	2024 Total	Diff	%Diff	Dist
Middle East	0	0	0	0	0	0	0			50,947	19,903	70,850	49,271	0	49,271	-21,579	-30%	17 %
United Kingdom	0	0	0	0	0	0	0			72,566	111,210	183,776	106,655	47,243	153,898	-29,878	-16%	54 %
Europe	0	0	0	0	0	0	0			18,818	0	18,818	39,086	5,643	44,729	25,911	138%	16 %
Indian Ocean	0	0	0	0	0	0	0			4,994	1,264	6,258	2,245	0	2,245	-4,013	-64%	1 %
Far East & Asia	0	0	0	0	0	0	0			23,557	8,501	32,058	29,731	0	29,731	-2,326	-7%	10 %
Africa	0	0	0	0	0	0	0			863	0	863	604	0	604	-259	-30%	0 %
USA & Canada	0	0	0	0	0	0	0			0	0	0	0	0	0	0		0 %
Russian Federation	0	0	0	0	0	0	0			0	0	0	5,414	0	5,414	5,414	%	2 %
Other	0	0	0	0	0	0	0			0	0	0	0	0	0	0		0 %
<b>Total</b>	<b>0</b>	<b>0</b>	<b>0</b>	<b>0</b>	<b>0</b>	<b>0</b>	<b>0</b>			<b>171,745</b>	<b>140,878</b>	<b>312,622</b>	<b>233,006</b>	<b>52,887</b>	<b>285,892</b>	<b>-26,730</b>	<b>-9%</b>	

### Major Cultivars Currently Exported



Cumulative volumes - YTD	Middle East	United Kingdom	Europe	Indian Ocean Islands	Far East & Asia	Africa	USA & Canada	Russian Federation	Other	Total
	BI COLOUR	0	0	0	0	0	0	0	0	0
BLACK CHERRIES	0	0	0	0	0	0	0	0	0	0
RED CHERRIES	47,492	139,028	36,892	2,123	27,974	604	0	4,143	0	258,256
UNKNOWN	1,779	14,870	7,837	122	1,757	0	0	1,271	0	27,637
<b>Total</b>	<b>49,271</b>	<b>153,898</b>	<b>44,729</b>	<b>2,245</b>	<b>29,731</b>	<b>604</b>	<b>0</b>	<b>5,414</b>	<b>0</b>	<b>285,892</b>

*Indemnity:*  
 Agri-hub shall take all reasonable precautions to ensure that any information and data provided by Agri-hub from its information sources are correct. Neither Agri-hub nor any of its directors, employees or information sources take any responsibility for action or losses that might occur as a result of the

## Glossary of Key Terms

### Actual Cartons (ActCtn)

- Number of cartons that are on a pallet as provided by data source. (The number cartons can differ depending on the pack type code e.g. J60B has 2 cartons, and A15C has 80 cartons)

### Country of Origin

- Reports are based on South African exports only. The country of origin code in the data source is ZA.

### Equivalent Cartons (EqvCtns)

- The net mass provided by the data source, divided by the standard mass as per commodity.
- Nett mass is validated to be within certain tolerance based on pack type codes. e.g. Grapes standard mass is 4.5 kg where the Oranges are 15kg.

### Pallet Quantity (Plt\_Qty)

- The Pallet Quantity provided by data source. No distinction is made between pallet types

### Port Of Loading (POL)

- Port of Loading

### Shipped Date

- Shipped date is the sail date from the Port of Loading for the vessel.
- Pomefruit & Stonefruit - Shipped Date / Export Week is the date of the last South African port of loading
- ( Initially the shipped date is received from the data source.  
The vessel sail date is updated according to Marine traffic and Transnet to use the actual shipped dates )

### Shipped\_week

- The week of the year, starting on a Monday, derived from the shipped date.
- Pome and Stone fruit use Shipped\_week\_za in this field.

### Shipped\_week\_pol

- The week of the year, starting on a Monday, derived from the shipped date when the vessel left the port.

### Shipped\_week\_za

- The week of the year, starting on a Monday, derived from the shipped date when the vessel left the last South African POL. (NOT the port the container was loaded in)

## Glossary of Key Terms

### Year To Date (YTD)

- Year To Date (YTD) Data for the current season. The season dates are managed on commodity level.