
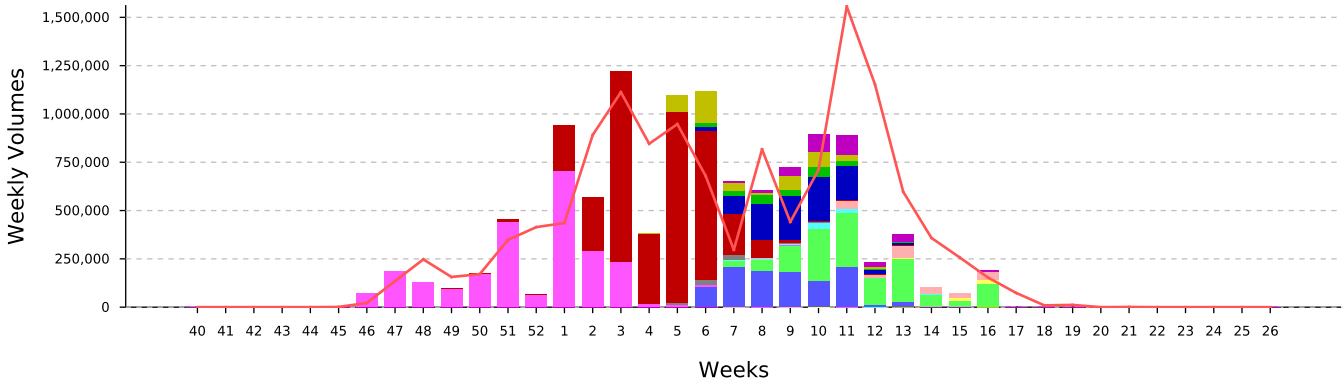


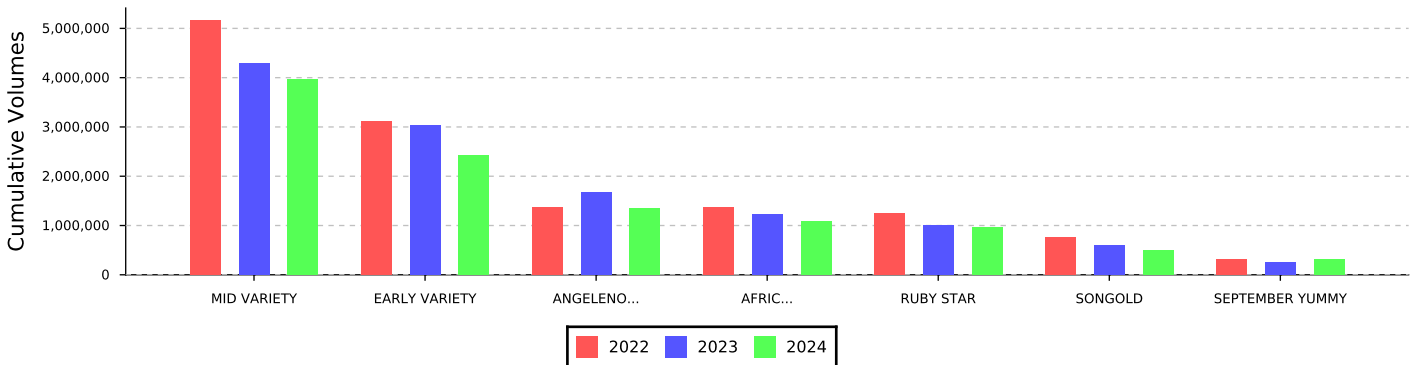
PLUMS/PRUNES (5.25 kg Cartons)

Selected PLUMS/PRUNES Varieties Exported



Region	Weekly volumes - Week 16									Cumulative volumes - YTD - week 16							
	2023 Air	2023 Ship	2023 Total	2024 Air	2024 Ship	2024 Total	Diff	%Diff	2023 Air	2023 Ship	2023 Total	2024 Air	2024 Ship	2024 Total	Diff	%Diff	Dist
Europe	0	31,455	31,455	0	30,659	30,659	-796	-3%	6,669	5,992,342	5,999,011	15,534	5,772,124	5,787,658	-211,353	-4%	51 %
United Kingdom	0	46,031	46,031	0	29,278	29,278	-16,753	-36%	25,373	2,393,590	2,418,963	43,709	1,705,381	1,749,090	-669,873	-28%	16 %
Middle East	0	34,483	34,483	171	66,546	66,717	32,235	93%	10,630	2,213,106	2,223,736	8,502	1,602,108	1,610,610	-613,125	-28%	14 %
Far East & Asia	0	5,557	5,557	0	5,960	5,960	403	7%	15,565	416,765	432,329	7,646	355,810	363,456	-68,874	-16%	3 %
Africa	149	3,200	3,349	0	9,319	9,319	5,970	178%	3,248	75,859	79,107	4	52,993	52,997	-26,111	-33%	0 %
Indian Ocean	0	4,294	4,294	0	0	0	-4,294	-100%	6,877	101,577	108,454	3,607	94,550	98,157	-10,297	-9%	1 %
USA & Canada	0	10,360	10,360	0	40,990	40,990	30,630	296%	0	803,078	803,078	0	1,136,601	1,136,601	333,523	42%	10 %
Russian Federation	0	18,103	18,103	0	7,314	7,314	-10,789	-60%	0	683,449	683,449	0	446,838	446,838	-236,610	-35%	4 %
Other	0	0	0	0	0	0	0	0	0	0	0	0	0	0	0	0	0 %
Total	149	153,483	153,632	171	190,066	190,238	36,606	24%	68,361	12,679,765	12,748,126	79,002	11,166,404	11,245,407	-1,502,720	-12%	

Major Cultivars Currently Exported

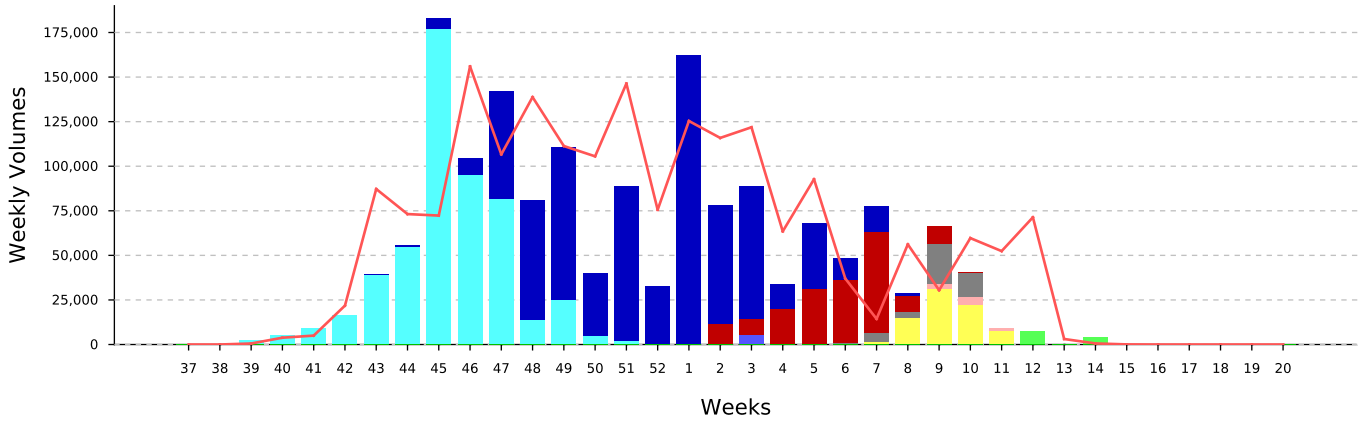


Cumulative volumes - YTD	Europe	United Kingdom	Middle East	Far East & Asia	Africa	Indian Ocean Islands	USA & Canada	Russian Federation	Other	Total
BLACK PLUMS	1,251,842	439,143	218,567	68,220	17,901	27,729	335,857	113,783	0	2,473,042
RED PLUMS	3,998,508	1,294,608	1,099,336	289,165	35,095	69,847	799,630	251,398	0	7,837,587
YELLOW PLUMS	537,308	15,339	292,708	6,070	0	581	1,114	81,657	0	934,778
Total	5,787,658	1,749,090	1,610,610	363,456	52,997	98,157	1,136,601	446,838	0	11,245,407

Indemnity:
 Agri-hub shall take all reasonable precautions to ensure that any information and data provided by Agri-hub from its information sources are correct. Neither Agri-hub nor any of its directors, employees or information sources take any responsibility for action or losses that might occur as a result of the

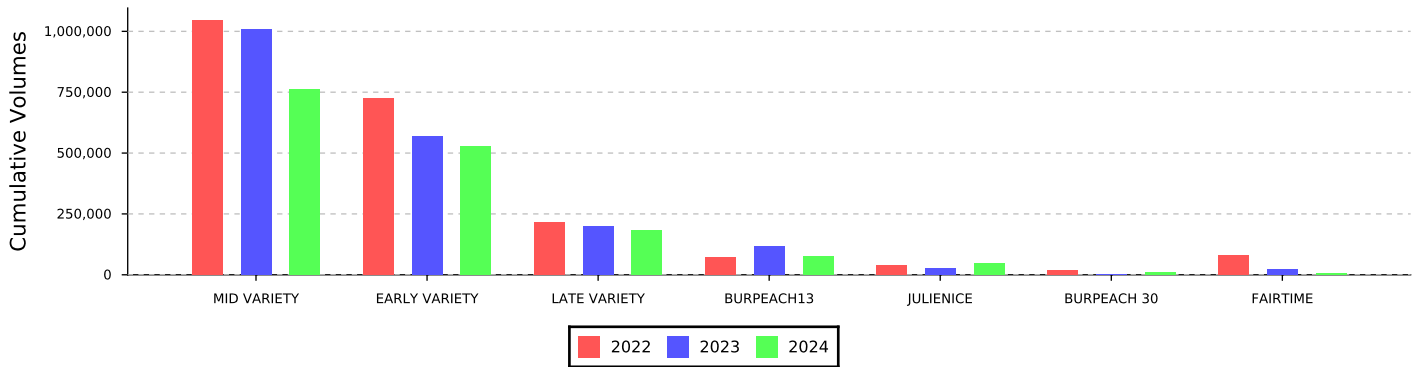
PEACHES (2.50 kg Cartons)

Selected PEACHES Varieties Exported



Region	Weekly volumes - Week 16									Cumulative volumes - YTD - week 16								
	2023 Air	2023 Ship	2023 Total	2024 Air	2024 Ship	2024 Total	Diff	%Diff		2023 Air	2023 Ship	2023 Total	2024 Air	2024 Ship	2024 Total	Diff	%Diff	Dist
Middle East	0	0	0	0	0	0	0			78,154	672,380	750,534	36,902	530,461	567,363	-183,171	-24%	35 %
United Kingdom	0	0	0	0	0	0	0			122,253	666,985	789,239	158,194	467,047	625,242	-163,997	-21%	39 %
Europe	0	0	0	0	0	0	0			10,956	266,715	277,671	5,728	356,073	361,801	84,129	30%	22 %
Indian Ocean	0	0	0	0	0	0	0			13,092	30,989	44,081	1,740	32,577	34,317	-9,764	-22%	2 %
Far East & Asia	0	0	0	0	0	0	0			11,091	12,464	23,555	1,695	6,589	8,284	-15,271	-65%	1 %
Africa	0	0	0	0	0	0	0			4,787	739	5,526	1,935	1,415	3,350	-2,176	-39%	0 %
USA & Canada	0	0	0	0	0	0	0			1,200	11,345	12,544	0	21,314	21,314	8,770	70%	1 %
Russian Federation	0	0	0	0	0	0	0			0	45,316	45,316	0	1,680	1,680	-43,636	-96%	0 %
Other	0	0	0	0	0	0	0			0	0	0	0	0	0	0	0	0 %
Total	0	0	0	0	0	0	0			241,533	1,706,932	1,948,465	206,195	1,417,155	1,623,350	-325,115	-17%	

Major Cultivars Currently Exported

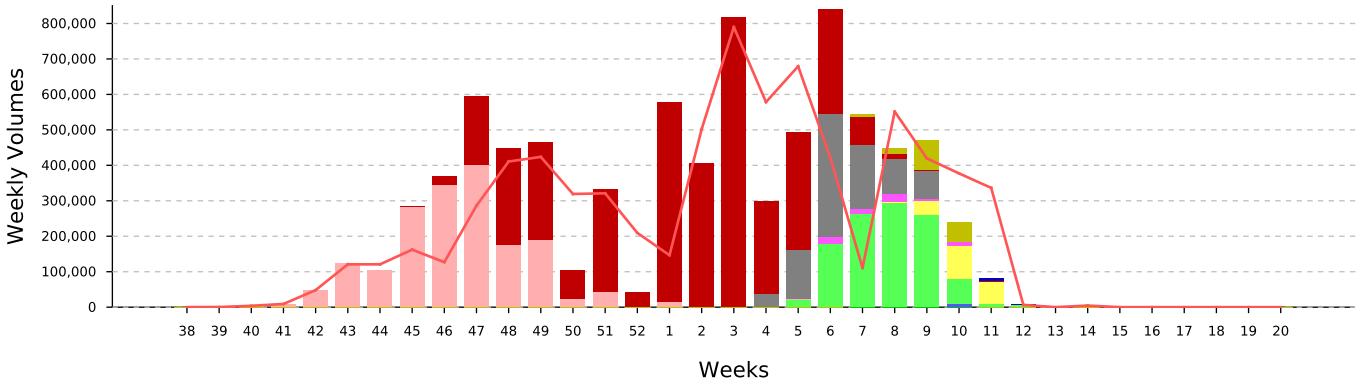


Cumulative volumes - YTD	Middle East	United Kingdom	Europe	Indian Ocean Islands	Far East & Asia	Africa	USA & Canada	Russian Federation	Other	Total
WHITE FLESH	43,819	88,557	60,969	4,248	4,176	219	1,280	0	0	203,268
YELLOW FLESH	523,545	536,685	300,832	30,069	4,108	3,131	20,034	1,680	0	1,420,082
Total	567,363	625,242	361,801	34,317	8,284	3,350	21,314	1,680	0	1,623,350

Indemnity:
Agri-hub shall take all reasonable precautions to ensure that any information and data provided by Agri-hub from its information sources are correct. Neither Agri-hub nor any of its directors, employees or information sources take any responsibility for action or losses that might occur as a result of the

NECTARINES (2.50 kg Cartons)

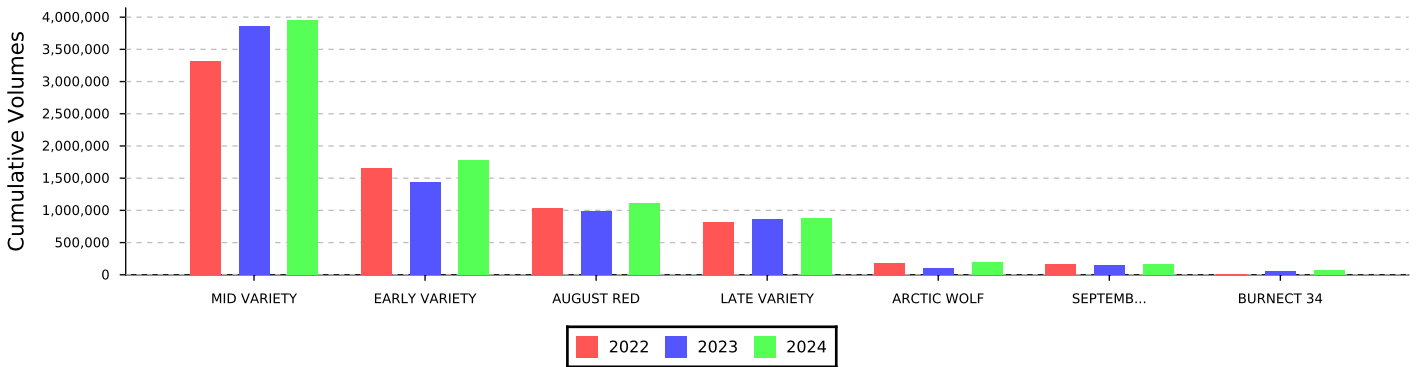
Selected NECTARINES Varieties Exported



— 2023	■ AUTUMN BRIGHT	■ AUGUST RED	■ ARCTIC WOLF	■ BURNECT 34	■ CRIMSON GLO	■ EARLY VARIETY	■ LATE VARIETY	■ MID VARIETY	■ MONCHA	■ OTHER	■ SEPTEMBER BRIGHT
---------------------------------------	---	---	---	---	---	---	--	---	--	--	--

Region	Weekly volumes - Week 16									Cumulative volumes - YTD - week 16							
	2023 Air	2023 Ship	2023 Total	2024 Air	2024 Ship	2024 Total	Diff	%Diff	2023 Air	2023 Ship	2023 Total	2024 Air	2024 Ship	2024 Total	Diff	%Diff	Dist
United Kingdom	0	0	0	0	0	0	0		261,082	3,174,826	3,435,908	352,069	2,619,709	2,971,779	-464,130	-14%	36 %
Middle East	0	0	0	0	0	0	0		67,012	911,154	978,166	48,329	1,037,682	1,086,011	107,845	11%	13 %
Europe	0	0	0	0	0	0	0		20,563	2,548,400	2,568,963	16,964	3,493,118	3,510,083	941,120	37%	43 %
Far East & Asia	0	0	0	0	0	0	0		3,295	56,137	59,432	2,954	27,864	30,818	-28,615	-48%	0 %
Indian Ocean	0	0	0	0	0	0	0		7,415	92,826	100,241	720	112,354	113,074	12,833	13%	1 %
Africa	0	0	0	0	0	0	0		8,627	8,351	16,979	4,617	8,778	13,395	-3,584	-21%	0 %
USA & Canada	0	0	0	0	0	0	0		2,243	220,039	222,282	0	246,769	246,769	24,487	11%	3 %
Russian Federation	0	0	0	0	0	0	0		0	104,530	104,530	0	189,196	189,196	84,666	81%	2 %
Other	0	0	0	0	0	0	0		0	0	0	0	0	0	0		0 %
Total	0	0	0	0	0	0	0		370,238	7,116,264	7,486,501	425,654	7,735,470	8,161,124	674,622	9%	

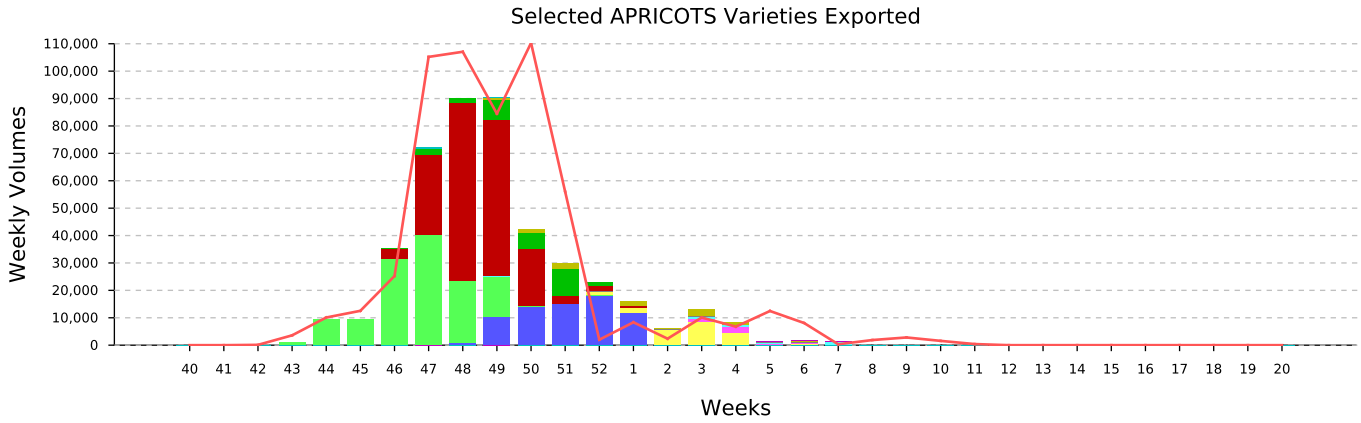
Major Cultivars Currently Exported



Cumulative volumes - YTD	United Kingdom	Middle East	Europe	Far East & Asia	Indian Ocean Islands	Africa	USA & Canada	Russian Federation	Other	Total
WHITE FLESH	917,991	328,080	1,124,152	17,604	33,144	4,657	77,600	68,598	0	2,571,828
YELLOW FLESH	2,053,788	757,931	2,385,931	13,214	79,930	8,737	169,168	120,598	0	5,589,296
Total	2,971,779	1,086,011	3,510,083	30,818	113,074	13,395	246,769	189,196	0	8,161,124

Indemnity: Agri-hub shall take all reasonable precautions to ensure that any information and data provided by Agri-hub from its information sources are correct. Neither Agri-hub nor any of its directors, employees or information sources take any responsibility for action or losses that might occur as a result of the

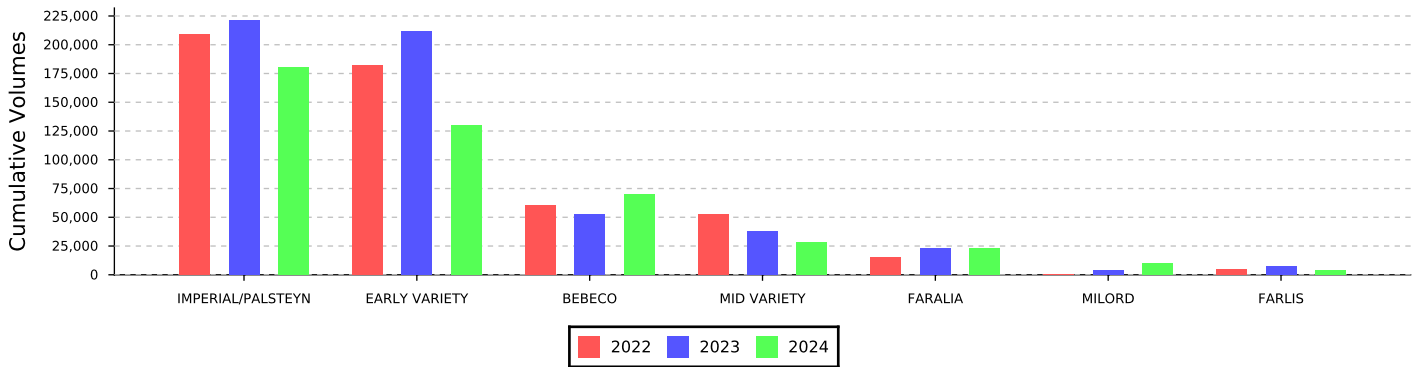
APRICOTS (4.75 kg Cartons)



—	■	■	■	■	■	■	■	■	■	■	■	■	■	■	■	■	■
—	■	■	■	■	■	■	■	■	■	■	■	■	■	■	■	■	■
—	■	■	■	■	■	■	■	■	■	■	■	■	■	■	■	■	■

Region	Weekly volumes - Week 16									Cumulative volumes - YTD - week 16								
	2023 Air	2023 Ship	2023 Total	2024 Air	2024 Ship	2024 Total	Diff	%Diff		2023 Air	2023 Ship	2023 Total	2024 Air	2024 Ship	2024 Total	Diff	%Diff	Dist
Europe	0	0	0	0	0	0	0			9,985	115,606	125,591	12,253	106,697	118,950	-6,641	-5%	26 %
Middle East	0	0	0	0	0	0	0			50,440	259,041	309,482	32,946	197,960	230,906	-78,576	-25%	51 %
United Kingdom	0	0	0	0	0	0	0			31,686	99,860	131,546	37,318	60,641	97,958	-33,587	-26%	22 %
Far East & Asia	0	0	0	0	0	0	0			1,239	0	1,239	1,589	0	1,589	350	28%	0 %
Africa	0	0	0	0	0	0	0			643	0	643	0	0	0	-643	-100%	0 %
Indian Ocean	0	0	0	0	0	0	0			964	1,350	2,315	0	2,233	2,233	-82	-4%	0 %
USA & Canada	0	0	0	0	0	0	0			480	410	890	0	0	0	-890	-100%	0 %
Russian Federation	0	0	0	0	0	0	0			0	0	0	0	0	0	0		0 %
Other	0	0	0	0	0	0	0			0	0	0	198	0	198	198	%	0 %
Total	0	0	0	0	0	0	0			95,438	476,267	571,705	84,304	367,531	451,834	-119,871	-21%	

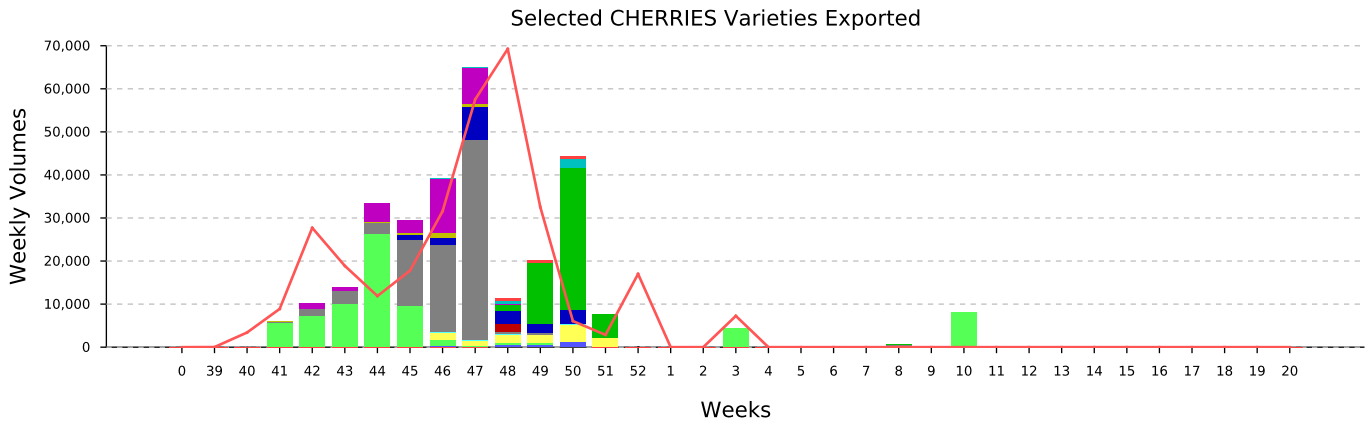
Major Cultivars Currently Exported



Cumulative volumes - YTD	Europe	Middle East	United Kingdom	Far East & Asia	Africa	Indian Ocean Islands	USA & Canada	Russian Federation	Other	Total
APRICOTS	118,950	230,906	97,958	1,589	0	2,233	0	0	198	451,834
Total	118,950	230,906	97,958	1,589	0	2,233	0	0	198	451,834

Indemnity:
 Agri-hub shall take all reasonable precautions to ensure that any information and data provided by Agri-hub from its information sources are correct. Neither Agri-hub nor any of its directors, employees or information sources take any responsibility for action or losses that might occur as a result of the

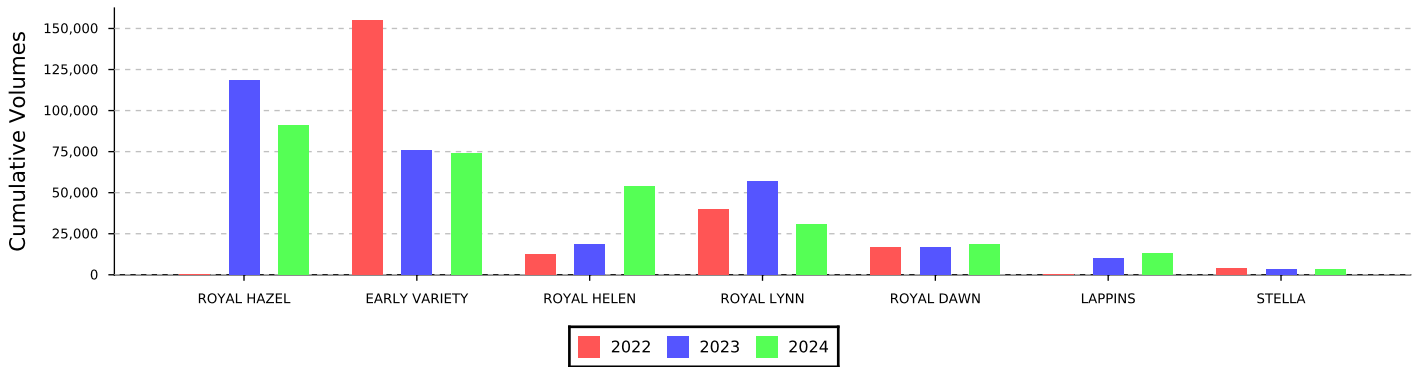
CHERRIES (2.50 kg Cartons)



—	—	—	—	—	—	—	—	—	—	—	—	—	—	—	—	—	—	—	—
—	—	—	—	—	—	—	—	—	—	—	—	—	—	—	—	—	—	—	—

Region	Weekly volumes - Week 16									Cumulative volumes - YTD - week 16								
	2023 Air	2023 Ship	2023 Total	2024 Air	2024 Ship	2024 Total	Diff	%Diff		2023 Air	2023 Ship	2023 Total	2024 Air	2024 Ship	2024 Total	Diff	%Diff	Dist
Middle East	0	0	0	0	0	0	0	0		50,947	19,903	70,850	49,271	0	49,271	-21,579	-30%	17 %
United Kingdom	0	0	0	0	0	0	0	0		72,566	111,210	183,776	106,655	55,243	161,898	-21,878	-12%	55 %
Europe	0	0	0	0	0	0	0	0		18,818	0	18,818	39,086	5,643	44,729	25,911	138%	15 %
Indian Ocean	0	0	0	0	0	0	0	0		4,994	1,264	6,258	2,245	0	2,245	-4,013	-64%	1 %
Far East & Asia	0	0	0	0	0	0	0	0		23,557	8,501	32,058	29,731	0	29,731	-2,326	-7%	10 %
Africa	0	0	0	0	0	0	0	0		863	0	863	604	0	604	-259	-30%	0 %
USA & Canada	0	0	0	0	0	0	0	0		0	0	0	0	0	0	0	0	0 %
Russian Federation	0	0	0	0	0	0	0	0		0	0	0	5,414	0	5,414	5,414	%	2 %
Other	0	0	0	0	0	0	0	0		0	0	0	0	0	0	0	0	0 %
Total	0	0	0	0	0	0	0	0		171,745	140,878	312,622	233,006	60,887	293,892	-18,730	-6%	

Major Cultivars Currently Exported



Cumulative volumes - YTD	Middle East	United Kingdom	Europe	Indian Ocean Islands	Far East & Asia	Africa	USA & Canada	Russian Federation	Other	Total
BI COLOUR	0	0	0	0	0	0	0	0	0	0
BLACK CHERRIES	0	0	0	0	0	0	0	0	0	0
RED CHERRIES	47,492	139,028	36,892	2,123	27,974	604	0	4,143	0	258,256
UNKNOWN	1,779	22,870	7,837	122	1,757	0	0	1,271	0	35,637
Total	49,271	161,898	44,729	2,245	29,731	604	0	5,414	0	293,892

Indemnity:
 Agri-hub shall take all reasonable precautions to ensure that any information and data provided by Agri-hub from its information sources are correct. Neither Agri-hub nor any of its directors, employees or information sources take any responsibility for action or losses that might occur as a result of the

Glossary of Key Terms

Actual Cartons (ActCtn)

- Number of cartons that are on a pallet as provided by data source. (The number cartons can differ depending on the pack type code e.g. J60B has 2 cartons, and A15C has 80 cartons)

Country of Origin

- Reports are based on South African exports only. The country of origin code in the data source is ZA.

Equivalent Cartons (EqvCtns)

- The net mass provided by the data source, divided by the standard mass as per commodity.
- Nett mass is validated to be within certain tolerance based on pack type codes. e.g. Grapes standard mass is 4.5 kg where the Oranges are 15kg.

Pallet Quantity (Pit_Qty)

- The Pallet Quantity provided by data source. No distinction is made between pallet types

Port Of Loading (POL)

- Port of Loading

Shipped Date

- Shipped date is the sail date from the Port of Loading for the vessel.
- Pomefruit & Stonefruit - Shipped Date / Export Week is the date of the last South African port of loading
- (Initially the shipped date is received from the data source.
The vessel sail date is updated according to Marine traffic and Transnet to use the actual shipped dates)

Shipped_week

- The week of the year, starting on a Monday, derived from the shipped date.
- Pome and Stone fruit use Shipped_week_za in this field.

Shipped_week_pol

- The week of the year, starting on a Monday, derived from the shipped date when the vessel left the port.

Shipped_week_za

- The week of the year, starting on a Monday, derived from the shipped date when the vessel left the last South African POL. (NOT the port the container was loaded in)

Glossary of Key Terms

Year To Date (YTD)

- Year To Date (YTD) Data for the current season. The season dates are managed on commodity level.