



WEEK 39-14 (2023/2024)

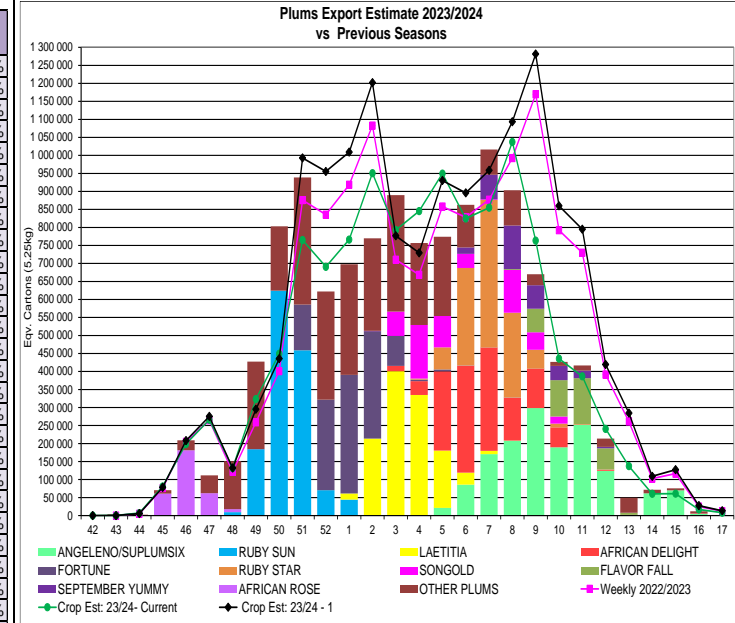
PLUMS

Highlights

- Plums given in eqv cartons of 5.25kg.
- Due to the season being 7 – 14 days earlier compared to the same time last year, higher inspection volumes y-o-y can be anticipated.
- The plum season has concluded with volumes being down 10% compared to the previous season.
- Plums inspections passed for exported reached 12 208 439 eqv. cartons compared to 13 568 550 eqv. cartons from the previous season.
- The Klein Karoo, the Berg River Stellenbosch and Ceres inspection regions are down 11%, 2%, 15% and 20% respectively compared to last year's volumes.
- Europe represents 51% of all plums exported YTD, followed by the United Kingdom, Middle East and USA & Canada with 16%, 14% and 10% respectively.

Exports – ACTUAL

Cultivar	2020/2021	2021/2022	2022/2023	2 yr avg	2023/2024 ACTUAL	2023/2024 vs 2022/2023
AFRICAN ROSE	534 165	544 704	491 490	518 097	314 090	-177 400 -36%
SAPPHIRE	358 871	301 397	260 490	280 943	163 939	-96 551 -37%
RUBY SUN	905 314	1 512 556	1 427 313	1 469 934	1 393 185	-34 128 -2%
BLACK SPLENDOR	73 876	120 943	164 274	142 608	107 422	-56 852 -35%
RUBY DAWN	49 220	60 287	67 744	64 016	46 476	-21 268 -31%
PURPLE MAJESTY	378 201	326 257	289 197	307 727	177 664	-111 533 -39%
AFRICAN PRIDE/SU	370 294	346 762	266 116	306 439	254 371	-11 745 -4%
BLACK DIAMOND/S	147 480	225 901	268 151	247 026	249 194	-18 957 -7%
RED PHOENIX	60 417	125 625	196 510	161 068	114 514	-81 996 -42%
BLACK PEARL	353 409	330 488	319 811	325 149	261 544	-58 267 -18%
FORTUNE	1 513 017	1 381 195	1 082 523	1 231 859	1 100 501	17 978 2%
MIDNIGHT GOLD	220 925	196 678	199 875	198 277	113 721	-86 154 -43%
SUN SUPREME	200 572	191 826	183 616	187 721	129 907	-53 709 -29%
RUBY CRISP	112 794	147 463	134 912	141 188	88 704	-46 208 -34%
FLAVOR KING	208 959	233 948	200 994	217 471	216 653	15 659 8%
LARRY ANNE	289 680	331 542	266 935	299 238	230 149	-36 786 -14%
LAETITIA	1 533 813	1 462 740	1 096 885	1 279 813	1 167 038	70 153 6%
RUBY STAR	1 075 683	1 315 165	1 078 121	1 196 643	1 043 523	-34 598 -3%
SOUTHERN BELLE	318 377	354 792	210 320	282 556	212 745	2 425 1%
FALL FIESTA	175 667	113 001	75 418	94 210	101 374	25 956 34%
SEPTEMBER YUMM	289 592	332 959	275 349	304 154	336 708	61 359 22%
SONGOLD	825 762	799 430	632 912	716 171	533 160	-99 752 -16%
AFRICAN DELIGHT	1 470 418	1 452 571	1 277 844	1 365 208	1 146 008	-131 836 -10%
FLAVOR FALL	505 134	528 889	315 391	422 140	360 790	45 399 14%
ANGELENO/SUPLUN	2 038 535	1 716 335	1 794 370	1 755 353	1 489 521	-304 849 -17%
OTHER	1 216 820	1 245 802	1 006 620	1 126 211	855 538	-151 082 -15%
GRAND TOTAL	15 226 993	15 699 256	13 583 182	14 641 219	12 208 440	-1 374 742 -10%



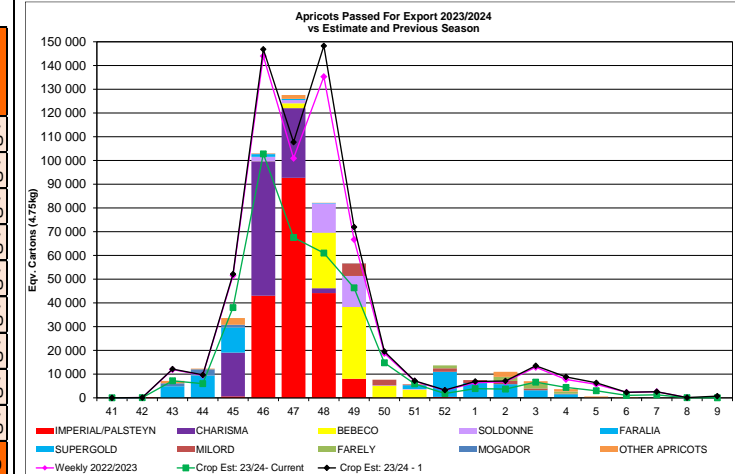
APRICOTS

Highlights

- Plums given in eqv cartons of 4.75kg.
- The apricot season has concluded with volumes being 19% down compared to last season.
- Apricots inspected and passed for export reached 480 301 eqv. cartons compared to 593 433 eqv. cartons the previous season.
- The Klein Karoo and Langkloof inspection region are down 9% and 36% respectively Y-O-Y.
- The Middle East represents 51% of all exports followed by Europe, 26% and the UK 22%.

Exports - ACTUAL

Cultivar	2020/2021	2021/2022	2022/2023	2 yr avg	2023/2024 ACTUAL	2023/2024 vs 2022/2023
IMPERIAL/PALSTEYN	251 508	224 704	221 855	223 279	189 301	-32 554 -15%
CHARISMA	214 991	165 004	177 791	171 397	106 776	-71 015 -40%
BEBECO	100 786	65 994	58 460	62 227	64 028	5 568 10%
SUPERGOLD	30 031	26 731	35 481	31 106	26 624	-8 857 -25%
SOLDONNE	40 934	45 741	32 775	39 258	29 080	-3 695 -11%
FARALIA	14 527	16 678	19 825	18 252	28 848	9 023 46%
FARELY	3 989	18 403	13 747	16 075	5 974	-7 773 -57%
FARLIS	1 619	6 107	9 852	7 980	4 809	-5 043 -51%
OTHER	25 104	26 116	23 647	24 881	24 861	1 215 5%
TOTAL	683 489	595 478	593 433	594 456	480 301	-113 132 -19%





PEACHES

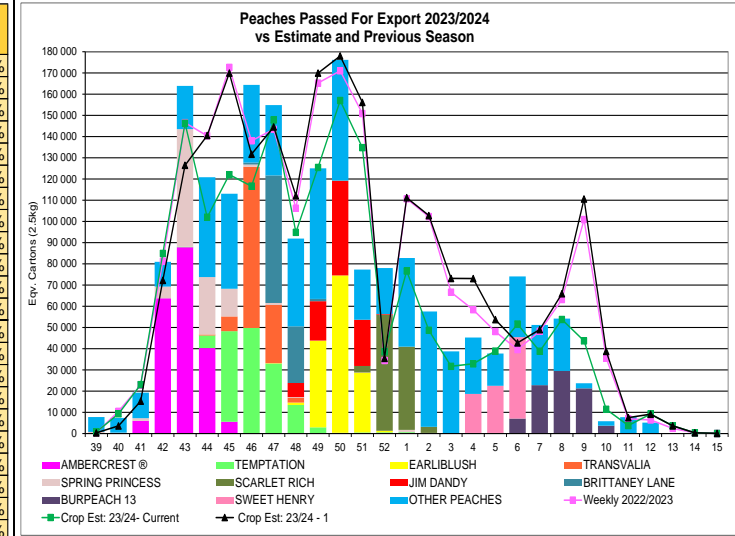
Highlights

All volumes given in eqv cartons of 2.5kg.

- The Peach season has concluded with volumes ending at 1.86mil eqv. cartons; 14% down compared to the previous season
- The Berg river and Ceres inspection areas are down by 7% and 6% respectively and the Klein Karoo is also down by 8% compared to the same time last season.
- The majority of peach exports went to the United Kingdom, 39%, followed by the Middle East, 35% and Europe representing 22%.

Exports - ACTUAL

Cultivar	2020/2021	2021/2022	2022/2023	2 yr avg	2023/2024 ACTUAL	2023/2024 vs 2022/2023
AMBERCREST®	225 972	216 656	182 953	199 804	203 545	20 592 11%
MAJESTIC DELIGHT	77 023	101 223	82 794	92 009	64 222	-18 572 -22%
ALPINE DELIGHT	23 063	26 484	21 847	24 165	24 682	2 835 13%
CRIMSON DELIGHT	37 377	28 808	30 531	29 670	17 813	-12 718 -42%
SPRING PRINCESS	123 017	114 398	85 718	100 058	107 708	21 990 26%
TEMPTATION	220 345	215 831	184 057	199 944	150 185	-33 873 -18%
TRANSVALIA	168 516	160 938	162 336	161 637	113 245	-49 092 -30%
IVORY DUCHESS	19 363	19 473	23 921	21 697	9 166	-14 755 -62%
SUMMERTIME	39 142	50 983	24 666	37 825	20 950	-8 717 -15%
DECEMBER PRINCES	40 325	44 465	31 074	37 770	39 970	8 895 29%
BRITANEY LANE	126 532	116 430	95 514	105 972	89 008	-6 506 -7%
EARLILBUSH	150 881	197 985	183 739	190 862	145 131	-38 608 -21%
RICH LADY	87 981	68 321	48 512	58 417	49 481	-969 2%
JIM DANDY	130 060	137 261	79 299	108 280	91 876	-12 577 16%
SUMMER ZEE	38 589	49 487	35 962	42 724	31 102	-4 860 -14%
SWEET DREAM	63 408	50 441	54 468	52 455	37 000	-17 468 -32%
SCARLET RICH	120 568	124 810	118 509	121 659	100 520	-17 989 -15%
SNOWCREST	28 624	28 973	15 452	22 213	13 712	-1 740 -11%
FLATSTAR (REGAL'N	42 368	64 418	58 312	61 365	42 057	-16 255 -28%
SWEET HENRY	88 328	80 769	84 709	82 739	78 977	-5 732 -7%
BURPEACH 13	71 221	100 130	130 217	115 173	83 921	-46 296 -36%
BURPEACH 30	7 581	21 292	6 923	14 108	12 135	5 212 75%
OTHER	515 276	489 371	431 956	444 766	339 011	-92 945 -22%
GRAND TOTAL	2 445 559	2 508 947	2 173 469	2 341 208	1 865 417	-308 053 -14%



NECTARINES

Highlights

All volumes given in eqv cartons of 2.5kg.

- The nectarine season has concluded with volumes reaching 8.77 mil eqv. cartons; +13% compared to last season.
- The Ceres, Berg River and Klein Karoo inspection regions are up 24%, 1% and 17% respectively, compared to the same time last season.
- Export volumes to Europe represents 43% followed by the United Kingdom, 36% and the Middel East 13%.

Exports - ACTUAL

Cultivar	2020/2021	2021/2022	2022/2023	2 yr avg	2023/2024 ACTUAL	2023/2024 vs 2022/2023
ROYAL RUBY	186 254	259 109	231 112	245 111	262 968	31 856 14%
SUPER STAR®	235 768	248 245	249 319	248 782	333 264	83 945 34%
FLAVELA (N2-36)	30 241	46 526	30 611	38 568	62 175	31 564 103%
POLAR LIGHT	49 958	74 266	59 029	66 647	61 726	-2 697 5%
HONEY SPRING	3 800	11 107	47 752	29 430	102 152	54 399 114%
GARCIMA	21 848	44 479	70 039	57 259	68 664	-1 375 -2%
ALPINE	749 890	804 288	649 850	727 069	795 995	146 145 22%
KAY DIAMOND	47 113	74 899	69 972	72 435	49 665	-20 307 -29%
GAROFA	69 117	162 620	125 903	144 261	125 107	-796 -1%
SUNBURST	112 770	175 627	123 488	149 558	136 072	-12 584 10%
BOREAL	21 583	138 890	358 788	248 839	517 992	159 204 44%
PRIMROSE	46 302	96 843	56 394	76 619	85 607	29 213 52%
PEARLICIOUS	90 769	162 881	126 860	144 870	162 376	35 516 28%
N48-21(GARCICA)	86 342	141 597	73 691	107 644	82 291	-8 600 12%
N47-13(LUCIANA)	241 070	422 149	455 835	438 992	449 224	-6 611 -1%
CLARISS	39 354	80 032	119 124	99 578	138 550	19 427 16%
MAJESTIC PEARL	30 308	34 100	74 720	54 410	103 185	28 465 38%
NECTARJEWEL (REGA	85 311	92 048	83 111	87 580	92 313	9 202 11%
FIRE PEARL	119 601	124 029	82 028	103 029	122 780	40 752 50%
KINOLEA	3 143	46 834	132 939	89 887	234 364	101 425 76%
HONEY TREAT		6 874	61 236	34 055	103 031	41 795 68%
HONEY ROYALE	54 990	44 589	76 790	60 689	30 782	-46 008 -60%
TIFANY	315 439	670 569	857 714	764 141	672 402	-185 312 -22%
SUMMER BRIGHT	130 453	130 269	95 740	113 004	82 862	-12 878 -13%
POLAR BLAZE	17 802	24 306	32 680	28 493	84 847	52 166 160%
SUMMER FIRE	219 897	130 102	151 768	140 935	143 601	-8 168 -5%
HONEY DELIGHT	883	54 260	80 504	67 382	114 088	33 584 42%
GIANT PEARL	118 396	100 993	108 778	104 886	122 963	14 185 13%
NECTAGALA (REGAL'N	122 550	64 754	72 361	68 558	36 493	-35 868 -50%
AUGUST BRIGHT	126 789	169 108	89 313	129 211	156 023	66 710 75%
SHIMMER PEARL	70 216	72 693	70 548	71 620	50 994	-19 554 -28%
REGAL PEARL	119 797	76 147	79 507	77 827	82 492	2 985 4%
SEPTEMBER BRIGHT	102 784	187 994	149 338	168 666	160 683	-11 344 8%
ARCTIC WOLF	168 656	196 444	112 554	154 499	216 891	104 337 93%
AUGUST RED	1 128 746	1 207 214	1 045 873	1 126 543	1 184 750	138 877 13%
OTHER	1 543 375	1 818 683	1 438 022	1 656 845	1 543 551	-105 529 7%
GRAND TOTAL	6 511 315	8 195 567	7 743 293	7 969 430	8 772 923	1 029 630 13%

