

STONE FRUIT *Inspection and Estimate*

Week 39 – 18 (2021/2022)

PLUMS

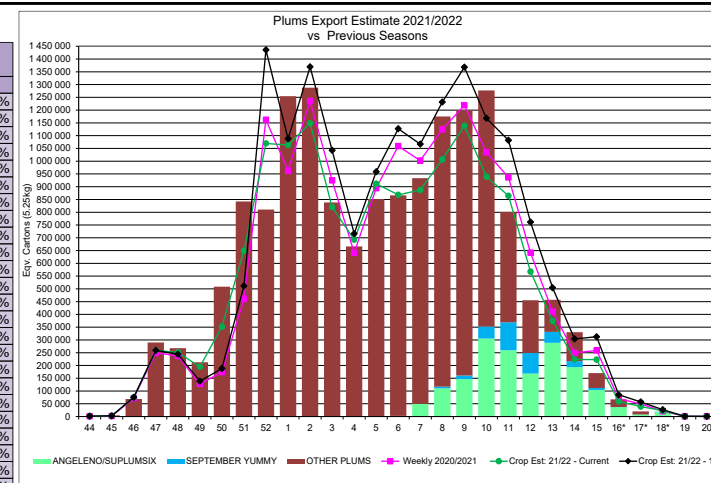
HIGHLIGHTS

All volumes given in eqv cartons of 5.25 kg.

- Plum exports are estimated to be up 3% compared to the previous season.
- Plum inspections passed for export YTD week 18 = 15 675 052 eqv. cartons compared to 15 225 267 eqv. cartons in 2020/2021; up 3%.
- Angeleno/Suplumsix volumes passed for export week 18 are down -17% compared to the same time the previous season. Volumes in Klein Karoo, Stellenbosch and Berg River are down -36%, -11% and -13%, respectively, year on year.
- Inspection region Berg River and Ceres up 6% and 12%, whilst the Klein Karoo and Stellenbosch is down by -1% respectively compared to last year's volumes.

EXPORT ACTUAL

Cultivar	2019/2020	2020/2021	2 yr avg	2021/2022	2021/2022 vs 2020/2021
ACTUALS					
AFRICAN ROSE	407 336	534 165	470 750	544 704	10 539 2%
PIONEER	50 203	78 353	64 278	57 707	-20 646 -26%
SAPPHIRE	227 912	358 871	293 391	301 397	-57 474 -16%
SOUVENIR	48 879	103 938	76 409	102 654	-1 284 -1%
RUBY SUN	487 555	905 314	696 435	1 512 556	607 242 67%
SUPLUMTWENTYFIVE/BLACK GR	39 411	36 487	37 949	34 114	-2 373 -7%
BLACK SPLENDOR	42 105	73 876	57 990	120 943	47 067 64%
PURPLE MAJESTY	267 504	378 201	322 852	326 257	-51 944 -14%
AFRICAN PRIDE/SUNKISS	210 961	370 294	290 627	346 762	-23 532 -6%
BLACK DIAMOND/SUPLUMELEV	140 681	147 480	144 080	225 901	78 421 53%
RED PHOENIX	4 769	60 417	32 593	125 625	65 208 108%
BLACK PEARL	255 147	353 409	304 278	330 488	-22 921 -6%
FORTUNE	961 967	1 513 017	1 237 492	1 381 195	-131 822 -9%
LADY RED	118 212	134 003	126 108	127 487	-6 516 -5%
MIDNIGHT GOLD	93 198	220 925	157 062	196 678	-24 247 -11%
SUN SUPREME	143 324	200 572	171 948	191 826	-8 746 -4%
RUBY CRISP	36 059	112 794	74 426	147 463	34 669 31%
LARRY ANNE	280 387	289 680	275 033	331 542	41 862 14%
FLAVOR KING	114 442	208 959	161 701	233 948	24 989 12%
SUN BREEZE	52 893	94 381	73 637	97 135	2 754 3%
LAETITIA	1 035 615	1 533 813	1 284 714	1 462 264	-71 549 -5%
RUBY STAR	564 189	1 075 683	819 936	1 315 165	238 482 22%
SOUTHERN BELLE	263 499	318 377	290 938	354 792	36 415 11%
SONGOLD	470 920	825 762	648 341	799 068	-26 693 -3%
AFRICAN DELIGHT	1 269 810	1 470 418	1 370 114	1 452 432	-17 986 -1%
FALL FIESTA	43 603	175 667	109 635	113 001	-62 666 -36%
SEPTEMBER YUMMY	148 174	289 592	218 883	332 959	43 367 15%
ANGELENO/SUPLUMSIX	605 604	2 038 535	1 322 070	1 701 762	-336 773 -17%
FLAVOR FALL	101 757	505 134	303 445	528 889	23 755 5%
OTHER	426 878	818 877	655 470	886 918	68 041 8%
GRAND TOTAL	8 892 993	15 226 993	12 059 993	15 683 632	456 639 3%



Cultivars passed for export	2020/2021 Eqv Cartons YTD WK 18	2021/2022 Eqv Cartons YTD WK 18	% Diff vs 2020/2021
ANGELENO/SUPLUMSIX	2 038 463	1 693 181	-17%
SEPTEMBER YUMMY	289 577	332 959	15%

NECTARINES

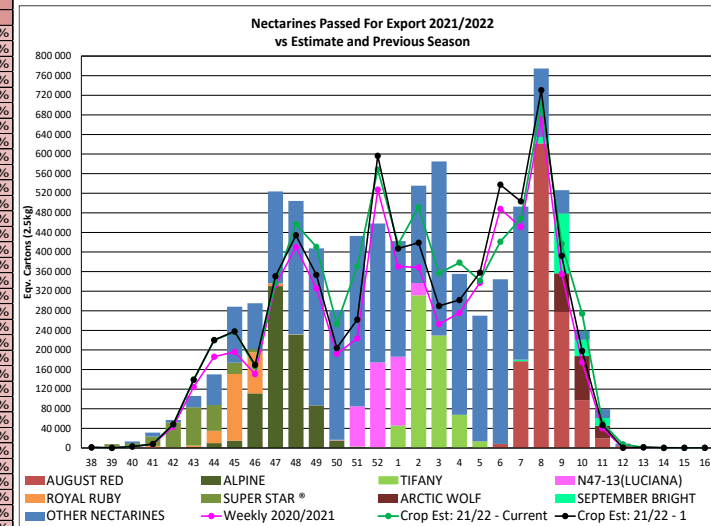
HIGHLIGHTS

All volumes given in eqv cartons of 2.5kg.

- Nectarines have concluded with a 26% compared to last season's volumes.
- Nectarine inspections passed for export YTD week 16 = 8 195 526 eqv. cartons compared to 6 510 274 eqv. cartons in 2020/2021; up 26%.
- Ceres, Berg River, Klein Karoo and Stellenbosch volumes up 19%, 59%, 17% and 62% compared to the same time last season.

EXPORT ACTUAL

Cultivar	2019/2020	2020/2021	2 yr avg	2021/2022	2021/2022 vs 2020/2021
ACTUALS					
ROYAL RUBY	129 992	186 254	158 123	259 109	72 855 39%
SUPER STAR ®	217 303	235 768	226 536	248 245	12 477 5%
POLAR LIGHT	54 516	49 958	52 237	74 266	24 307 49%
ALPINE	731 787	749 890	740 838	804 288	54 398 7%
KAY DIAMOND	61 527	47 113	54 320	74 899	27 786 59%
SUNBURST	128 823	112 770	120 797	175 587	62 817 56%
GAROFA	84 315	69 117	76 716	162 620	93 503 135%
SKYE	62 981	42 879	52 930	28 557	-14 322 -33%
ROYAL GLO	36 198	43 781	39 990	31 172	-12 610 -29%
FLAVELA (N2-36)	44 729	30 241	37 485	46 526	16 285 54%
UNICO	61 994	58 132	60 063	60 059	1 927 3%
BOREAL	5 422	21 593	13 503	138 890	117 307 544%
ARCTIC STAR	84 298	56 071	70 185	74 869	18 798 34%
PRIMROSE	44 356	46 302	45 329	96 843	50 541 109%
N48-21(GARCICA)	71 603	86 342	78 972	141 597	55 255 64%
MARGARET'S PRIDE	44 602	38 084	41 343	62 296	24 212 64%
N47-13(LUCIANA)	148 310	241 070	194 690	422 149	181 079 75%
MICA	36 445	49 386	42 916	64 737	15 351 31%
PEARLIOUS VII	27 952	39 533	33 743	79 015	39 482 100%
CLARISS	1 026	39 354	20 190	80 032	40 678 103%
ARCTIC RUNNER	46 727	60 446	53 586	47 803	-12 643 -21%
RUBY DIAMOND	46 654	67 799	57 226	87 997	20 198 30%
NECTAPERLE (REGAL'N™)	42 334	50 665	46 500	53 579	2 914 6%
TIFANY	170 821	315 439	243 130	670 569	355 130 113%
NECTARJEWEL (REGAL'N™)	76 237	85 311	80 774	92 048	6 737 8%
FIRE PEARL	98 506	119 601	109 054	124 029	4 428 4%
SUMMER BRIGHT	93 375	130 453	111 914	130 269	-183 0%
HONEY ROYALE	37 407	54 990	46 198	44 589	-10 401 -19%
NECTAGALA (REGAL'N™)	34 350	122 550	78 450	64 754	-57 796 -47%
SUMMER FIRE	83 372	219 897	151 635	130 102	-89 795 -41%
AUGUST BRIGHT	145 867	126 789	136 328	169 108	42 319 33%
SHIMMER PEARL	51 712	70 216	60 964	72 693	2 477 4%
REGAL PEARL	68 280	119 797	94 038	76 147	-43 650 -36%
GIANT PEARL	103 543	118 396	110 970	100 993	-17 403 -15%
SEPTEMBER BRIGHT	77 433	102 784	90 109	187 994	85 210 83%
AUGUST RED	718 086	1 128 746	923 416	1 207 214	78 468 7%
ARCTIC WOLF	214 224	168 656	191 440	196 444	27 788 16%
OTHER	878 489	1 205 152	1 150 599	1 613 441	408 289 34%
GRAND TOTAL	5 065 598	6 511 315	5 788 457	8 195 527	1 684 212 26%



PEACHES

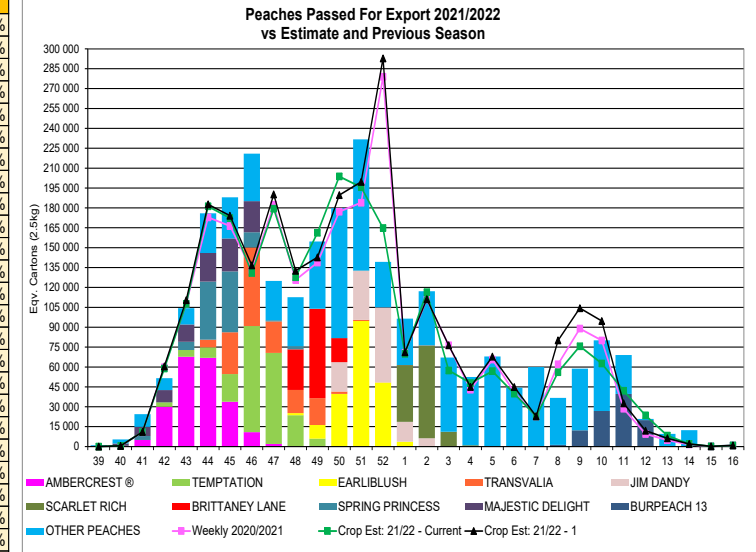
HIGHLIGHTS

All volumes given in eqv cartons of 2.5kg.

- The Peach season has concluded with volumes being up 3% compared to the previous season.
- Peach inspections passed for export reached = 2 508 947 eqv. cartons compared to 2 444 414 eqv. cartons in 2020/2021; up 3%.
- Inspection regions Ceres and Berg River up 7% and 10% compared to the 2020/2021 season, whilst the Klein Karoo and North West Area are down -3% and -15% respectively compared to the previous season.

EXPORT ACTUAL

Cultivar	2019/2020	2020/2021	2 yr avg	2021/2022	2021/2022 vs 2020/2021	
ACTUALS						
AMBERCREST®	254 491	225 972	240 232	216 656	-9 316	-4%
SNOW ANGEL	27 005	20 168	23 586	15 158	-5 010	-25%
MAJESTIC DELIGHT	61 481	77 023	69 252	101 223	24 200	31%
ALPINE DELIGHT	16 339	23 063	19 701	26 484	3 421	15%
CRIMSON DELIGHT	30 202	37 377	33 790	28 808	-8 569	-23%
SPRING PRINCESS	113 892	123 017	118 454	114 398	-8 619	-7%
TEMPTATION	177 213	220 345	198 779	215 831	-4 514	-2%
TRANSVALIA	112 539	168 516	140 527	160 938	-7 578	-4%
SUMMERTIME	49 818	39 142	44 480	50 983	11 841	30%
DECEMBER PRINCES	26 777	40 325	33 551	44 465	4 140	10%
BRITTANEY LANE	116 506	126 532	121 519	116 430	-10 102	-8%
IVORY DUCHESS	12 544	19 363	15 953	19 473	110	1%
EARLBLUSH	198 495	150 881	174 688	197 985	47 104	31%
RICH LADY	85 679	87 981	86 830	68 321	-19 660	-22%
JIM DANDY	152 500	130 060	141 280	137 261	-7 201	6%
SUMMER ZEE	22 802	38 589	30 696	49 487	10 898	28%
SCARLET RICH	93 951	120 568	107 259	124 810	4 242	4%
SNOWCREST	21 229	28 624	24 926	28 973	349	1%
FLATSTAR (REGAL IN)	2 291	42 368	22 330	64 418	22 050	52%
SWEET DREAM	23 870	63 408	43 639	50 441	-12 967	-20%
SWEET HENRY	32 595	88 328	60 462	80 769	-7 559	-9%
FAIRTIME	71 183	76 941	74 062	82 176	5 235	7%
BURPEACH 13	1 823	71 221	36 522	100 130	28 909	41%
BURPEACH 30		7 581	7 581	21 292	13 711	181%
OTHER	305 259	418 167	365 504	391 880	-26 288	-6%
GRAND TOTAL	2 010 484	2 445 559	2 228 021	2 508 789	63 231	3%



APRICOTS

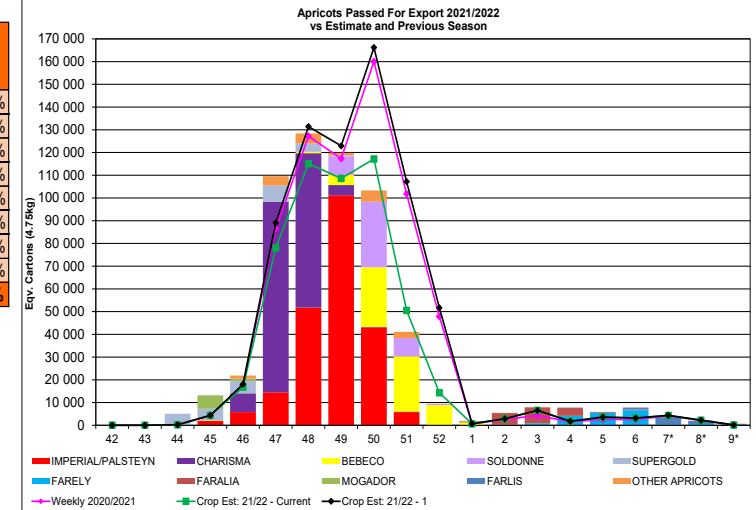
HIGHLIGHTS

All volumes given in eqv cartons of 4.75kg.

- The apricot season has concluded with volumes being down 13% compared to previous season.
- Apricots inspected and passed for export reached 595 478 eqv. cartons; down 13% compared to the previous season.
- Inspection region Klein Karoo and the Langkloof down 18% and 7% respectively Y-O-Y.

EXPORT ACTUAL

Cultivar	2018/2019	2019/2020	2020/2021	2 yr avg	2021/2022 ACTUAL	2021/2022 vs 2020/2021
IMPERIAL/PALSTEYN	208 148	112 290	251 508	181 899	224 704	-26 804 -11%
CHARISMA	192 328	119 280	214 991	167 136	165 004	-49 987 -23%
BEBECO	71 000	84 983	100 786	92 884	65 994	-34 792 -35%
SUPERGOLD	37 392	12 405	30 031	21 218	26 731	-3 300 -11%
SOLDONNE	17 676	9 954	40 934	25 444	45 741	4 807 12%
FARALIA	9 904	6 764	14 527	10 646	16 678	2 151 15%
HONEYCOT®	10 381	2 145	10 227	6 186	5 853	-4 374 -43%
OTHER	28 105	6 982	20 486	13 734	44 773	24 287 119%
TOTAL	574 935	354 804	683 489	519 147	595 478	-88 011 -13%



For enquiries contact Nina at nina@hortgro.co.za; Xolela at xolela@hortgro.co.za

*Please note week 16, 17 and 18 is subject to possible change.