









ISPM 15 (WPM) Marking Requirements

1. Examples of acceptable marks

No.	Acceptable Mark	Acceptable mark
1.1		

2. Examples of unacceptable marks

No.	Unacceptable Mark	Reason for rejection
2.1.		<ul style="list-style-type: none">• IPPC logo outside the leaf.
2.3		<ul style="list-style-type: none">• Illegible• IPPC logo and the leaf on the wrong side of the mark
3.		<ul style="list-style-type: none">• Incorrect shape, round instead of square or rectangular
4.		<ul style="list-style-type: none">• Additional information within the borders of the mark

5.



- **Illegible, incomplete, hand drawn and no border line separating logo from country information**

Mark should be:

- Registered with DAFF-DIS.
- Legible, permanent and not transferable.
- Placed in visible location, preferable on at least two opposite sides.
- Rectangular or square in shape.
- Surrounded by border line with a vertical line separating IPPC logo from country information.
- Must not be hand drawn.
- No other information shall be contained within the borders of the mark.
- No variations in the symbol/mark should be accepted.
- As traceability requirements dates must be included on certified wood packaging material to correspond with records however it must strictly be outside the borders of the mark.
- "DB" is no longer a requirement
- The mark should consist of:
 - The symbol – IPPC logo
 - Country code – ZA
 - Unique code allocated to service provider
 - Treatment code – MB /HT