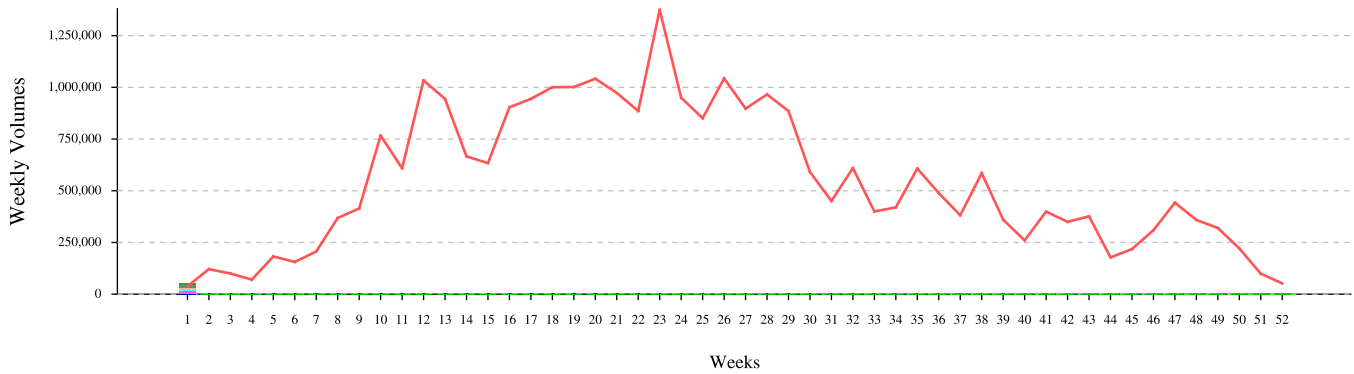


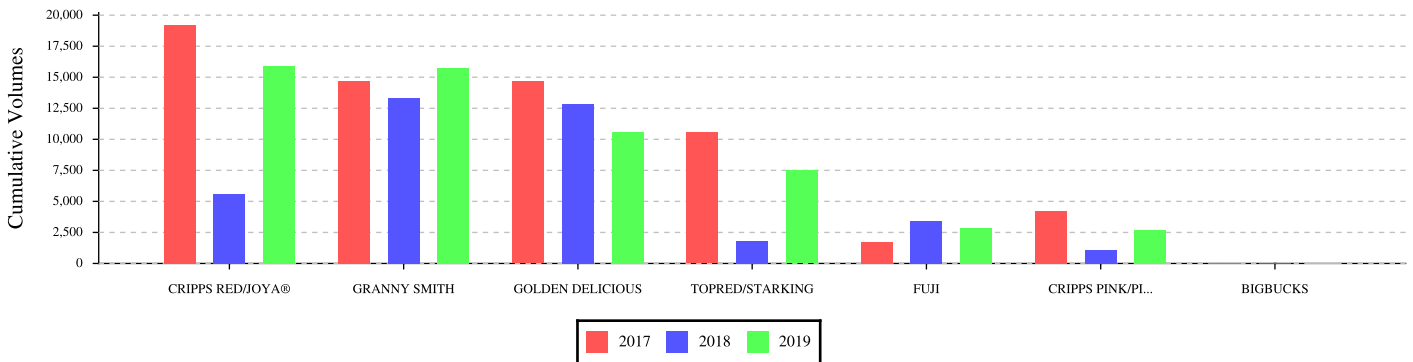
APPLES (12.50 kg Cartons)

Total APPLES Exported



Region	Weekly volumes - Week 1									Cumulative volumes - YTD - week 1								
	2018 Air	2018 Ship	2018 Total	2019 Air	2019 Ship	2019 Total	Diff	%Diff		2018 Air	2018 Ship	2018 Total	2019 Air	2019 Ship	2019 Total	Diff	%Diff	Distr
Africa	0	17,861	17,861	0	34,965	34,965	17,105	96%		0	17,861	17,861	0	34,965	34,965	17,105	96%	63 %
Far East & Asia	0	18,618	18,618	0	17,110	17,110	-1,507	-8%		0	18,618	18,618	0	17,110	17,110	-1,507	-8%	31 %
Middle East	0	0	0	0	0	0	0			0	0	0	0	0	0	0		0 %
United Kingdom	0	0	0	0	0	0	0			0	0	0	0	0	0	0		0 %
Europe	0	0	0	0	0	0	0			0	0	0	0	0	0	0		0 %
Indian Ocean Islands	0	1,553	1,553	0	3,170	3,170	1,617	104%		0	1,553	1,553	0	3,170	3,170	1,617	104%	6 %
USA & Canada	0	0	0	0	0	0	0			0	0	0	0	0	0	0		0 %
Russian Federation	0	0	0	0	0	0	0			0	0	0	0	0	0	0		0 %
Other	0	0	0	0	0	0	0			0	0	0	0	0	0	0		0 %
Total	0	38,032	38,032	0	55,246	55,246	17,214	45%		0	38,032	38,032	0	55,246	55,246	17,214	45%	

Major Cultivars Currently Exported

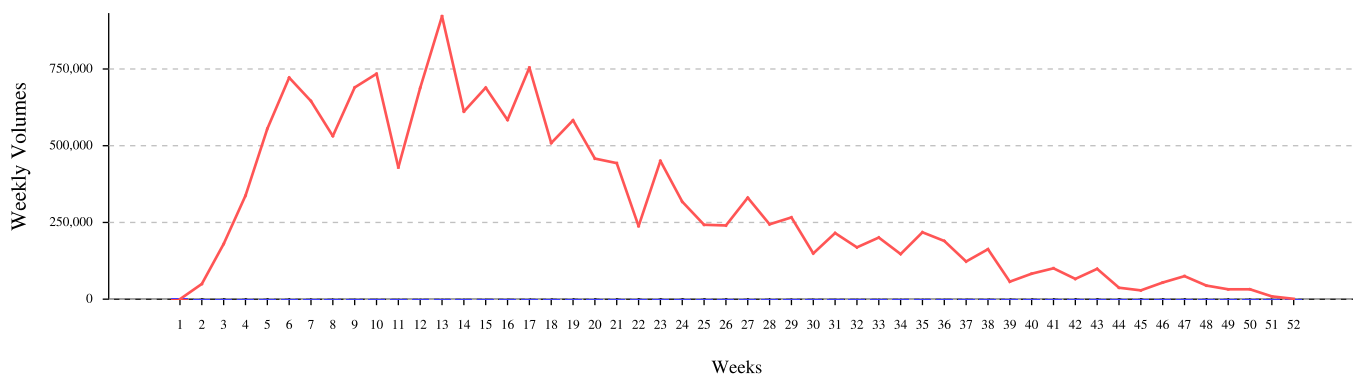


Cumulative volumes - YTD	Africa	Far East & Asia	Middle East	United Kingdom	Europe	Indian Ocean Islands	USA & Canada	Russian Federation	Other	Total
BI-PINK APPLES	2,698	0	0	0	0	0	0	0	0	2,698
BI-RED APPLES	10,489	5,389	0	0	0	0	0	0	0	15,878
GREEN APPLES	15,686	8,742	0	0	0	1,882	0	0	0	26,310
RED APPLES	6,092	2,980	0	0	0	1,288	0	0	0	10,360
UNDEFINED	0	0	0	0	0	0	0	0	0	0
Total	34,965	17,110	0	0	0	3,170	0	0	0	55,246

Indemnity:
 Agri-hub shall take all reasonable precautions to ensure that any information and data provided by Agri-hub from its information sources are correct. Neither Agri-hub nor any of its directors, employees or information sources take any responsibility for action or losses that might occur as a result of the usage of this information.

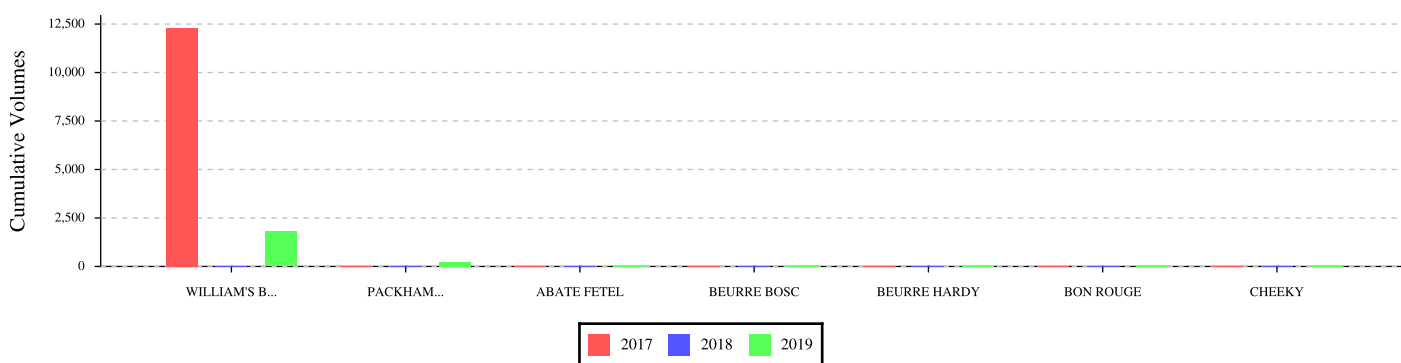
PEARS (12.50 kg Cartons)

Total PEARS Exported



Region	Weekly volumes - Week 1									Cumulative volumes - YTD - week 1								
	2018 Air	2018 Ship	2018 Total	2019 Air	2019 Ship	2019 Total	Diff	%Diff		2018 Air	2018 Ship	2018 Total	2019 Air	2019 Ship	2019 Total	Diff	%Diff	Distr
Europe	0	0	0	0	1,800	1,800	1,800	%		0	0	0	0	1,800	1,800	1,800	%	88 %
Far East & Asia	0	0	0	0	0	0	0			0	0	0	0	0	0	0		0 %
Middle East	0	0	0	0	0	0	0			0	0	0	0	0	0	0		0 %
United Kingdom	0	0	0	0	0	0	0			0	0	0	0	0	0	0		0 %
Africa	0	0	0	0	249	249	249	%		0	0	0	0	249	249	249	%	12 %
USA & Canada	0	0	0	0	0	0	0			0	0	0	0	0	0	0		0 %
Indian Ocean Islands	0	0	0	0	0	0	0			0	0	0	0	0	0	0		0 %
Russian Federation	0	0	0	0	0	0	0			0	0	0	0	0	0	0		0 %
Other	0	0	0	0	0	0	0			0	0	0	0	0	0	0		0 %
Total	0	0	0	0	2,049	2,049	2,049	%		0	0	0	0	2,049	2,049	2,049	%	

Major Cultivars Currently Exported



Cumulative volumes - YTD	Europe	Far East & Asia	Middle East	United Kingdom	Africa	USA & Canada	Indian Ocean Islands	Russian Federation	Other	Total
BLUSH PEARS	0	0	0	0	0	0	0	0	0	0
BROWN PEARS	0	0	0	0	0	0	0	0	0	0
GREEN PEARS	1,800	0	0	0	249	0	0	0	0	2,049
LOW BLUSH PEARS	0	0	0	0	0	0	0	0	0	0
UNDEFINED	0	0	0	0	0	0	0	0	0	0
Total	1,800	0	0	0	249	0	0	0	0	2,049

Indemnity:
 Agri-hub shall take all reasonable precautions to ensure that any information and data provided by Agri-hub from its information sources are correct. Neither Agri-hub nor any of its directors, employees or information sources take any responsibility for action or losses that might occur as a result of the usage of this information.